

SAKC Wackersdorf

Mini

Prokart Raceland 1,222 Km

Freies Training

17.05.2026 08:30

Practice (10:00 Time) started at 8:30:15

Pos	No.	Gast Name	Fabrikat	Wohnort	Bewerber/Sponsor	Laps	Best Tm	Diff	In Lap	km/h	Comment
1	81	Ben Bernhard	KR IAME	DEU-Miesau	Lanari Racing Team	10	55.561		10	79,178	
2	15	Bastian Kleiner	Energy Corse TM	DEU-Beindersheim	Ebert Motorsport ADAC Pfalz TC Lie	10	55.648	0.087	10	79,054	
3	115	Leandros Margaritis	CRG TM Kart	DEU-Köln	CRG Holland	10	55.699	0.138	10	78,982	
4	88	Maximilian Faber	Kart Republic Iame Gr.3	DEU-Teningen	TR Motorsport	10	55.731	0.170	7	78,936	
5	28	Vincent Oliver Rieso	Energy TM	DEU-Vlotho	FSR Performance	10	55.804	0.243	7	78,833	
6	33	Paul Wald	Energy Corse TM	DEU-Sennfeld	VM Energy Corse Germany / ADAC I	8	55.899	0.338	7	78,699	
7	101	Mika Niegel	IPK Formula k TM	DEU-Aufseß	Arena E Team	9	56.043	0.482	8	78,497	
8	97	Philipp Pflanz	Energy Corse TM mini 60	DEU-Schorndorf	VM Energy Corse Germany	8	56.067	0.506	7	78,463	
9	130	Oscar Beumers	KR TM	DEU-Heinsberg	Nees Racing	10	56.252	0.691	9	78,205	
10	141	Levi Geier	Tecno TM	DEU-Kerpen	Tecno Factory Racing	10	56.301	0.740	6	78,137	
11	103	Tim Niegel	Alonso TM	DEU-Aufseß	Arena E Team	10	56.408	0.847	6	77,989	
12	75	Valerio Geiger	CRG IAME	DEU-Tuttlingen	RS-Motorsport	10	56.430	0.869	9	77,959	
13	59	Elias Dahlmann	CRG Tm	DEU-Köln	Crg Deutschland	10	56.437	0.876	8	77,949	
14	85	Milly Schulze	Parolin Iame	DEU-06667 Weißen	Arena E Team	10	56.603	1.042	7	77,720	
15	79	Matteo Echtele	Drago Iame	DEU-Illertissen	Besaplast Racing Team	9	56.604	1.043	2	77,719	
16	99	Robin Beer	CRG TM	DEU-Salzstetten	Beer Karting / SH-Kartsport	9	56.610	1.049	9	77,711	
17	78	Cristian Nistor	CRG IAME	DEU-Fürth	RS-Motorsport / ADAC Nordbayern	10	56.722	1.161	10	77,557	
18	10	Max Jr. Hoch	Tony Kart TM	DEU-Haßfurt	RMW Motorsport	10	56.740	1.179	10	77,533	
19	105	Noah Lennox	OTK Iame	DEU-Alfter	Nees Racing	10	56.772	1.211	7	77,489	
20	3	Luigi Catuogno	KR IAME Gr3	DEU-Müllheim im M	TR Motorsport	10	57.261	1.700	6	76,827	
21	109	Nicolaus Wilms	CRG TM	DEU-Köln		9	57.455	1.894	9	76,568	
22	136	Leon Kamrad	Oberon IAME	DEU-Bruchsal	C4-RACING	10	57.555	1.994	10	76,435	
23	113	Luca Mattis Brixius	Redspeed IAME GR-3	DEU-Rimbach	MAD Performance	9	57.626	2.065	7	76,341	
24	71	Finn Gebert	Maranello IAME	DEU-Castell	NEES RACING	9	57.640	2.079	7	76,322	
25	77	Claudius Pennacchiatt	CRG TM 60 cc	DEU-Weingarten	PRacing25 / SH Kartsport / AMC Ehi	9	57.773	2.212	6	76,146	
26	87	Tolga Hristov	Crg Tm3	DEU-Hanau	Tolgaracing7	9	57.905	2.344	7	75,973	
27	111	Karl Robledo Iglesias	1015 H5IU	DEU-Nürnberg		9	57.910	2.349	8	75,966	
28	67	Frederik Pausch	Kart Republic IAME Gr-3	DEU-Fuerth		9	58.392	2.831	9	75,339	
29	24	Lucas Calmbach	Mach1 TM	DEU-Althengstett	JLT Racing	8	1:06.540	10.979	2	66,114	
30	95	Levin Schranner	KR IAME	DEU-Ingolstadt	TB Racing Team				0	-	
31	93	Ayaz Kiziltug	Birel Mini TM Mini	DEU-Gerlingen	AK17_Racing				0	-	

Announcements

- #93, 95 without transponder
- #3 please charge transponder (low battery)

Reg-Nr.: 110/2026

Orbits

Rennleiter: Andreas Schwarz

Zeitnahme: M.Wagner



SAKC Wackersdorf

Mini

Prokart Raceland 1,222 Km

Freies Training

17.05.2026 08:30

Practice (10:00 Time) started at 8:30:15

Lap	Lap Tm	Diff	Time of Day
(81) Ben Bernhard			
1	56.850	+1.289	8:32:22.288
2	56.380	+0.819	8:33:18.668
3	56.653	+1.092	8:34:15.321
4	56.196	+0.635	8:35:11.517
5	55.880	+0.319	8:36:07.397
6	55.978	+0.417	8:37:03.375
7	55.692	+0.131	8:37:59.067
8	56.647	+1.086	8:38:55.714
9	55.910	+0.349	8:39:51.624
10	55.561		8:40:47.185

Lap	Lap Tm	Diff	Time of Day
(15) Bastian Kleiner			
1	56.691	+1.043	8:32:20.644
2	56.278	+0.630	8:33:16.922
3	55.951	+0.303	8:34:12.873
4	55.946	+0.298	8:35:08.819
5	56.047	+0.399	8:36:04.866
6	55.775	+0.127	8:37:00.641
7	55.734	+0.086	8:37:56.375
8	55.961	+0.313	8:38:52.336
9	56.085	+0.437	8:39:48.421
10	55.648		8:40:44.069

Lap	Lap Tm	Diff	Time of Day
(115) Leandros Margaritis			
1	56.655	+0.956	8:32:20.856
2	56.205	+0.506	8:33:17.061
3	56.065	+0.366	8:34:13.126
4	56.070	+0.371	8:35:09.196
5	55.853	+0.154	8:36:05.049
6	55.811	+0.112	8:37:00.860
7	55.821	+0.122	8:37:56.681
8	55.902	+0.203	8:38:52.583
9	56.181	+0.482	8:39:48.764
10	55.699		8:40:44.463

Lap	Lap Tm	Diff	Time of Day
(88) Maximilian Faber			
1	56.887	+1.156	8:32:22.831
2	56.276	+0.545	8:33:19.107
3	56.402	+0.671	8:34:15.509
4	56.416	+0.685	8:35:11.925
5	55.913	+0.182	8:36:07.838
6	55.828	+0.097	8:37:03.666
7	55.731		8:37:59.397
8	55.834	+0.103	8:38:55.231
9	56.080	+0.349	8:39:51.311
10	55.743	+0.012	8:40:47.054

Lap	Lap Tm	Diff	Time of Day
(28) Vincent Oliver Rieso			
1	56.718	+0.914	8:32:22.478
2	56.466	+0.662	8:33:18.944
3	56.150	+0.346	8:34:15.094
4	56.183	+0.379	8:35:11.277
5	56.054	+0.250	8:36:07.331
6	55.868	+0.064	8:37:03.199
7	55.804		8:37:59.003
8	55.928	+0.124	8:38:54.931
9	56.119	+0.315	8:39:51.050
10	55.877	+0.073	8:40:46.927

Lap	Lap Tm	Diff	Time of Day
(33) Paul Wald			
1	57.082	+1.183	8:33:52.041
2	56.100	+0.201	8:34:48.141
3	56.312	+0.413	8:35:44.453
4	56.171	+0.272	8:36:40.624

Lap	Lap Tm	Diff	Time of Day
5	56.685	+0.786	8:37:37.309
6	56.402	+0.503	8:38:33.711
7	55.899		8:39:29.610
8	56.401	+0.502	8:40:26.011

Lap	Lap Tm	Diff	Time of Day
(101) Mika Niegel			
1	57.169	+1.126	8:32:56.378
2	56.926	+0.883	8:33:53.304
3	56.604	+0.561	8:34:49.908
4	56.292	+0.249	8:35:46.200
5	56.255	+0.212	8:36:42.455
6	56.425	+0.382	8:37:38.880
7	56.371	+0.328	8:38:35.251
8	56.043		8:39:31.294
9	56.811	+0.768	8:40:28.105

Lap	Lap Tm	Diff	Time of Day
(97) Philipp Pflanz			
1	57.601	+1.534	8:33:53.057
2	56.233	+0.166	8:34:49.290
3	56.409	+0.342	8:35:45.699
4	56.602	+0.535	8:36:42.301
5	56.361	+0.294	8:37:38.662
6	56.399	+0.332	8:38:35.061
7	56.067		8:39:31.128
8	56.374	+0.307	8:40:27.502

Lap	Lap Tm	Diff	Time of Day
(130) Oscar Beumers			
1	58.221	+1.969	8:32:26.835
2	56.420	+0.168	8:33:23.255
3	56.487	+0.235	8:34:19.742
4	56.407	+0.155	8:35:16.149
5	56.718	+0.466	8:36:12.867
6	56.334	+0.082	8:37:09.201
7	56.286	+0.034	8:38:05.487
8	56.381	+0.129	8:39:01.868
9	56.252		8:39:58.120
10	56.443	+0.191	8:40:54.563

Lap	Lap Tm	Diff	Time of Day
(141) Levi Geier			
1	59.404	+3.103	8:32:33.060
2	57.036	+0.735	8:33:30.096
3	57.154	+0.853	8:34:27.250
4	57.012	+0.711	8:35:24.262
5	57.598	+1.297	8:36:21.860
6	56.301		8:37:18.161
7	57.195	+0.894	8:38:15.356
8	57.799	+1.498	8:39:13.155
9	57.606	+1.305	8:40:10.761
10	56.835	+0.534	8:41:07.596

Lap	Lap Tm	Diff	Time of Day
(103) Tim Niegel			
1	59.096	+2.688	8:32:33.237
2	58.347	+1.939	8:33:31.584
3	56.498	+0.090	8:34:28.082
4	56.909	+0.501	8:35:24.991
5	57.239	+0.831	8:36:22.230
6	56.408		8:37:18.638
7	56.934	+0.526	8:38:15.572
8	57.755	+1.347	8:39:13.327
9	57.683	+1.275	8:40:11.010
10	56.831	+0.423	8:41:07.841

Lap	Lap Tm	Diff	Time of Day
(75) Valerio Geiger			
1	57.982	+1.552	8:32:35.866
2	57.381	+0.951	8:33:33.247
3	57.191	+0.761	8:34:30.438

Lap	Lap Tm	Diff	Time of Day
4	57.859	+1.429	8:35:28.297
5	56.979	+0.549	8:36:25.276
6	56.722	+0.292	8:37:21.998
7	57.259	+0.829	8:38:19.257
8	56.764	+0.334	8:39:16.021
9	56.430		8:40:12.451
10	57.208	+0.778	8:41:09.659

Lap	Lap Tm	Diff	Time of Day
(59) Elias Dahlmann			
1	59.273	+2.836	8:32:37.494
2	56.621	+0.184	8:33:34.115
3	56.936	+0.499	8:34:31.051
4	57.866	+1.429	8:35:28.917
5	58.207	+1.770	8:36:27.124
6	57.329	+0.892	8:37:24.453
7	56.686	+0.249	8:38:21.139
8	56.437		8:39:17.576
9	56.789	+0.352	8:40:14.365
10	56.572	+0.135	8:41:10.937

Lap	Lap Tm	Diff	Time of Day
(85) Milly Schulze			
1	59.469	+2.866	8:32:33.912
2	57.872	+1.269	8:33:31.784
3	56.706	+0.103	8:34:28.490
4	56.869	+0.266	8:35:25.359
5	57.709	+1.106	8:36:23.068
6	56.656	+0.053	8:37:19.724
7	56.603		8:38:16.327
8	57.173	+0.570	8:39:13.500
9	57.821	+1.218	8:40:11.321
10	59.481	+2.878	8:41:10.802

Lap	Lap Tm	Diff	Time of Day
(79) Matteo Echte			
1	57.403	+0.799	8:32:24.452
2	56.604		8:33:21.056
3	57.604	+1.000	8:34:18.660
4	57.341	+0.737	8:35:16.001
5	58.317	+1.713	8:36:14.318
6	56.644	+0.040	8:37:10.962
7	2:00.667	+1:04.063	8:39:11.629
8	57.226	+0.622	8:40:08.855
9	56.709	+0.105	8:41:05.564

Lap	Lap Tm	Diff	Time of Day
(99) Robin Beer			
1	59.374	+2.764	8:32:37.912
2	58.091	+1.481	8:33:36.003
3	57.238	+0.628	8:34:33.241
4	56.833	+0.223	8:35:30.074
5	57.383	+0.773	8:36:27.457
6	57.827	+1.217	8:37:25.284
7	57.548	+0.938	8:38:22.832
8	56.797	+0.187	8:39:19.629
9	56.610		8:40:16.239

Lap	Lap Tm	Diff	Time of Day
(78) Cristian Nistor			
1	59.726	+3.004	8:32:33.666
2	58.343	+1.621	8:33:32.009
3	58.113	+1.391	8:34:30.122
4	58.716	+1.994	8:35:28.838
5	58.167	+1.445	8:36:27.005
6	57.405	+0.683	8:37:24.410
7	56.980	+0.258	8:38:21.390
8	56.766	+0.044	8:39:18.156
9	56.752	+0.030	8:40:14.908
10	56.722		8:41:11.630

SAKC Wackersdorf

Mini

Prokart Raceland 1,222 Km

Freies Training

17.05.2026 08:30

Practice (10:00 Time) started at 8:30:15

Lap	Lap Tm	Diff	Time of Day
(10) Max Jr. Hoch			
1	57.822	+1.082	8:32:35.564
2	57.187	+0.447	8:33:32.751
3	57.477	+0.737	8:34:30.228
4	57.255	+0.515	8:35:27.483
5	57.239	+0.499	8:36:24.722
6	57.093	+0.353	8:37:21.815
7	58.333	+1.593	8:38:20.148
8	57.079	+0.339	8:39:17.227
9	57.305	+0.565	8:40:14.532
10	56.740		8:41:11.272

(105) Noah Lennox			
1	58.934	+2.162	8:32:32.416
2	57.225	+0.453	8:33:29.641
3	57.463	+0.691	8:34:27.104
4	56.914	+0.142	8:35:24.018
5	59.147	+2.375	8:36:23.165
6	57.419	+0.647	8:37:20.584
7	56.772		8:38:17.356
8	57.230	+0.458	8:39:14.586
9	57.024	+0.252	8:40:11.610
10	58.602	+1.830	8:41:10.212

(3) Luigi Catuogno			
1	57.396	+0.135	8:32:23.433
2	57.480	+0.219	8:33:20.913
3	57.598	+0.337	8:34:18.511
4	57.413	+0.152	8:35:15.924
5	57.759	+0.498	8:36:13.683
6	57.261		8:37:10.944
7	57.479	+0.218	8:38:08.423
8	57.618	+0.357	8:39:06.041
9	57.449	+0.188	8:40:03.490
10	57.493	+0.232	8:41:00.983

(109) Nicolaus Wilms			
1	58.901	+1.446	8:32:38.584
2	57.875	+0.420	8:33:36.459
3	58.133	+0.678	8:34:34.592
4	57.706	+0.251	8:35:32.298
5	57.647	+0.192	8:36:29.945
6	57.531	+0.076	8:37:27.476
7	57.610	+0.155	8:38:25.086
8	57.591	+0.136	8:39:22.677
9	57.455		8:40:20.132

(136) Leon Kamrad			
1	57.986	+0.431	8:32:27.892
2	57.932	+0.377	8:33:25.824
3	58.039	+0.484	8:34:23.863
4	57.939	+0.384	8:35:21.802
5	57.812	+0.257	8:36:19.614
6	57.797	+0.242	8:37:17.411
7	57.723	+0.168	8:38:15.134
8	57.826	+0.271	8:39:12.960
9	57.807	+0.252	8:40:10.767
10	57.555		8:41:08.322

(113) Luca Mattis Brixius			
1	59.468	+1.842	8:32:40.400
2	58.289	+0.663	8:33:38.689
3	58.156	+0.530	8:34:36.845
4	58.139	+0.513	8:35:34.984
5	57.799	+0.173	8:36:32.783
6	58.083	+0.457	8:37:30.866

Lap	Lap Tm	Diff	Time of Day
7	57.626		8:38:28.492
8	57.880	+0.254	8:39:26.372
9	57.823	+0.197	8:40:24.195

(71) Finn Gebert			
1	1:00.220	+2.580	8:32:37.861
2	58.153	+0.513	8:33:36.014
3	58.966	+1.326	8:34:34.980
4	1:01.678	+4.038	8:35:36.658
5	58.019	+0.379	8:36:34.677
6	58.007	+0.367	8:37:32.684
7	57.640		8:38:30.324
8	57.789	+0.149	8:39:28.113
9	57.793	+0.153	8:40:25.906

(77) Claudius Pennacchiotti			
1	59.735	+1.962	8:32:32.974
2	58.720	+0.947	8:33:31.694
3	58.326	+0.553	8:34:30.020
4	58.717	+0.944	8:35:28.737
5	58.609	+0.836	8:36:27.346
6	57.773		8:37:25.119
7	58.064	+0.291	8:38:23.183
8	58.659	+0.886	8:39:21.842
9	58.598	+0.825	8:40:20.440

(87) Tolga Hristov			
1	58.974	+1.069	8:32:40.979
2	58.519	+0.614	8:33:39.498
3	59.373	+1.468	8:34:38.871
4	58.627	+0.722	8:35:37.498
5	57.925	+0.020	8:36:35.423
6	58.084	+0.179	8:37:33.507
7	57.905		8:38:31.412
8	58.117	+0.212	8:39:29.529
9	58.556	+0.651	8:40:28.085

(111) Karl Robledo Iglesias			
1	59.503	+1.593	8:32:46.853
2	58.223	+0.313	8:33:45.076
3	58.593	+0.683	8:34:43.669
4	58.586	+0.676	8:35:42.255
5	58.312	+0.402	8:36:40.567
6	58.554	+0.644	8:37:39.121
7	58.187	+0.277	8:38:37.308
8	57.910		8:39:35.218
9	58.158	+0.248	8:40:33.376

(67) Frederik Pausch			
1	1:03.253	+4.861	8:32:52.704
2	1:01.701	+3.309	8:33:54.405
3	1:00.807	+2.415	8:34:55.212
4	59.290	+0.898	8:35:54.502
5	58.990	+0.598	8:36:53.492
6	59.245	+0.853	8:37:52.737
7	59.161	+0.769	8:38:51.898
8	1:00.215	+1.823	8:39:52.113
9	58.392		8:40:50.505

(24) Lucas Calmbach			
1	1:08.524	+1.984	8:33:00.028
2	1:06.540		8:34:06.568
3	1:09.646	+3.106	8:35:16.214
4	1:09.953	+3.413	8:36:26.167
5	1:08.868	+2.328	8:37:35.035
6	1:08.844	+2.304	8:38:43.879

SAKC Wackersdorf

Mini

Prokart Raceland 1,222 Km

Zeittraining

17.05.2026 10:00

Qualifying (8:00 Time) started at 10:00:04

Pos	No.	Gast Name	Fabrikat	Wohnort	Bewerber/Sponsor	Laps	Best Tm	Diff	In Lap	km/h	Comment
1	28	Vincent Oliver Rieso	Energy TM	DEU-Vlotho	FSR Performance	6	54.936		6	80,079	
2	15	Bastian Kleiner	Energy Corse TM	DEU-Beindersheim	Ebert Motorsport ADAC Pfalz TC Lie	8	54.951	0.015	7	80,057	
3	95	Levin Schraner	KR IAME	DEU-Ingolstadt	TB Racing Team	6	54.983	0.047	5	80,010	
4	81	Ben Bernhard	KR IAME	DEU-Miesau	Lanari Racing Team	6	55.052	0.116	3	79,910	
5	130	Oscar Beumers	KR TM	DEU-Heinsberg	Nees Racing	6	55.095	0.159	5	79,848	
6	33	Paul Wald	Energy Corse TM	DEU-Sennfeld	VM Energy Corse Germany / ADAC I	8	55.147	0.211	4	79,772	
7	101	Mika Niegel	IPK Formula k TM	DEU-Aufseß	Arena E Team	6	55.157	0.221	6	79,758	
8	97	Philipp Pflanz	Energy Corse TM mini 60	DEU-Schorndorf	VM Energy Corse Germany	8	55.323	0.387	4	79,518	
9	88	Maximilian Faber	Kart Republic Iame Gr.3	DEU-Teningen	TR Motorsport	8	55.370	0.434	8	79,451	
10	99	Robin Beer	CRG TM	DEU-Salzstetten	Beer Karting / SH-Kartsport	7	55.606	0.670	7	79,114	
11	103	Tim Niegel	Alonso TM	DEU-Aufseß	Arena E Team	8	55.630	0.694	4	79,080	
12	115	Leandros Margaritis	CRG TM Kart	DEU-Köln	CRG Holland	7	55.681	0.745	3	79,007	
13	141	Levi Geier	Tecno TM	DEU-Kerpen	Tecno Factory Racing	8	55.687	0.751	6	78,999	
14	79	Matteo Echtle	Drago Iame	DEU-Illertissen	Besaplast Racing Team	8	55.779	0.843	4	78,868	
15	10	Max Jr. Hoch	Tony Kart TM	DEU-Haßfurt	RMW Motorsport	7	55.788	0.852	5	78,856	
16	59	Elias Dahlmann	CRG Tm	DEU-Köln	Crg Deutschland	7	55.796	0.860	7	78,844	
17	78	Cristian Nistor	CRG IAME	DEU-Fürth	RS-Motorsport / ADAC Nordbayern	8	55.812	0.876	8	78,822	
18	85	Milly Schulze	Parolin Iame	DEU-06667 Weißen	Arena E Team	8	55.895	0.959	4	78,705	
19	93	Ayaz Kiziltug	Birel Mini TM Mini	DEU-Gerlingen	AK17_Racing	8	56.027	1.091	5	78,519	
20	105	Noah Lennox	OTK Iame	DEU-Alfter	Nees Racing	6	56.178	1.242	5	78,308	
21	3	Luigi Catuogno	KR IAME Gr3	DEU-Müllheim im M	TR Motorsport	8	56.194	1.258	8	78,286	
22	75	Valerio Geiger	CRG IAME	DEU-Tuttlingen	RS-Motorsport	8	56.217	1.281	8	78,254	
23	71	Finn Gebert	Maranello IAME	DEU-Castell	NEES RACING	7	56.348	1.412	5	78,072	
24	113	Luca Mattis Brixius	Redspeed IAME GR-3	DEU-Rimbach	MAD Performance	7	56.422	1.486	6	77,970	
25	111	Karl Robledo Iglesias	1015 H5IU	DEU-Nürnberg		7	56.434	1.498	5	77,953	
26	136	Leon Kamrad	Oberon IAME	DEU-Bruchsal	C4-RACING	7	56.624	1.688	5	77,691	
27	77	Claudius Pennacchiatt	CRG TM 60 cc	DEU-Weingarten	PRacing25 / SH Kartsport / AMC Ehi	7	56.653	1.717	7	77,652	
28	109	Nicolaus Wilms	CRG TM	DEU-Köln		7	56.715	1.779	3	77,567	
29	87	Tolga Hristov	Crg Tm3	DEU-Hanau	Tolgaracing7	2	57.432	2.496	2	76,598	
30	67	Frederik Pausch	Kart Republic IAME Gr-3	DEU-Fuerth		7	58.095	3.159	6	75,724	
31	24	Lucas Calmbach	Mach1 TM	DEU-Althengstett	JLT Racing	7	59.173	4.237	6	74,345	

Announcements

These results are provisional until the conclusion of any judicial and technical matters!

SAKC Wackersdorf

Mini

Prokart Raceland 1,222 Km

Zeittraining

17.05.2026 10:00

Qualifying (8:00 Time) started at 10:00:04

Lap	Lap Tm	Diff	Time of Day
(28) Vincent Oliver Rieso			
1	59.590	+4.654	10:03:59.455
2	55.193	+0.257	10:04:54.648
3	55.148	+0.212	10:05:49.796
4	55.316	+0.380	10:06:45.112
5	55.011	+0.075	10:07:40.123
6	54.936		10:08:35.059

Lap	Lap Tm	Diff	Time of Day
(15) Bastian Kleiner			
1	55.633	+0.682	10:02:09.029
2	55.249	+0.298	10:03:04.278
3	58.129	+3.178	10:04:02.407
4	55.131	+0.180	10:04:57.538
5	1:05.057	+10.106	10:06:02.595
6	55.028	+0.077	10:06:57.623
7	54.951		10:07:52.574
8	56.532	+1.581	10:08:49.106

Lap	Lap Tm	Diff	Time of Day
(95) Levin Schranner			
1	57.072	+2.089	10:04:00.069
2	55.549	+0.566	10:04:55.618
3	55.082	+0.099	10:05:50.700
4	55.426	+0.443	10:06:46.126
5	54.983		10:07:41.109
6	55.080	+0.097	10:08:36.189

Lap	Lap Tm	Diff	Time of Day
(81) Ben Bernhard			
1	55.720	+0.668	10:03:58.063
2	55.374	+0.322	10:04:53.437
3	55.052		10:05:48.489
4	55.767	+0.715	10:06:44.256
5	55.290	+0.238	10:07:39.546
6	55.237	+0.185	10:08:34.783

Lap	Lap Tm	Diff	Time of Day
(130) Oscar Beumers			
1	56.908	+1.813	10:03:58.913
2	55.644	+0.549	10:04:54.557
3	55.381	+0.286	10:05:49.938
4	55.823	+0.728	10:06:45.761
5	55.095		10:07:40.856
6	55.496	+0.401	10:08:36.352

Lap	Lap Tm	Diff	Time of Day
(33) Paul Wald			
1	56.081	+0.934	10:02:11.474
2	55.690	+0.543	10:03:07.164
3	55.161	+0.014	10:04:02.325
4	55.147		10:04:57.472
5	56.197	+1.050	10:05:53.669
6	55.417	+0.270	10:06:49.086
7	55.843	+0.696	10:07:44.929
8	55.292	+0.145	10:08:40.221

Lap	Lap Tm	Diff	Time of Day
(101) Mika Niegel			
1	56.003	+0.846	10:03:58.653
2	55.674	+0.517	10:04:54.327
3	55.291	+0.134	10:05:49.618
4	55.600	+0.443	10:06:45.218
5	55.251	+0.094	10:07:40.469
6	55.157		10:08:35.626

Lap	Lap Tm	Diff	Time of Day
(97) Philipp Pflanz			
1	56.200	+0.877	10:02:12.191
2	56.484	+1.161	10:03:08.675
3	56.519	+1.196	10:04:05.194
4	55.323		10:05:00.517

Lap	Lap Tm	Diff	Time of Day
5	56.625	+0.302	10:05:56.142
6	56.323	+1.000	10:06:52.465
7	56.323	+1.000	10:07:48.788
8	55.667	+0.344	10:08:44.455

Lap	Lap Tm	Diff	Time of Day
(88) Maximilian Faber			
1	56.378	+1.008	10:02:12.886
2	55.860	+0.490	10:03:08.746
3	55.817	+0.447	10:04:04.563
4	55.420	+0.050	10:04:59.983
5	55.715	+0.345	10:05:55.698
6	56.888	+1.518	10:06:52.586
7	56.143	+0.773	10:07:48.729
8	55.370		10:08:44.099

Lap	Lap Tm	Diff	Time of Day
(99) Robin Beer			
1	56.226	+0.620	10:02:45.195
2	56.169	+0.563	10:03:41.364
3	55.999	+0.393	10:04:37.363
4	55.841	+0.235	10:05:33.204
5	55.726	+0.120	10:06:28.930
6	55.776	+0.170	10:07:24.706
7	55.606		10:08:20.312

Lap	Lap Tm	Diff	Time of Day
(103) Tim Niegel			
1	56.813	+1.183	10:02:15.153
2	55.944	+0.314	10:03:11.097
3	56.314	+0.684	10:04:07.411
4	55.630		10:05:03.041
5	55.842	+0.212	10:05:58.883
6	55.764	+0.134	10:06:54.647
7	56.159	+0.529	10:07:50.806
8	55.754	+0.124	10:08:46.560

Lap	Lap Tm	Diff	Time of Day
(115) Leandros Margaritis			
1	58.367	+2.686	10:02:31.860
2	55.956	+0.275	10:03:27.816
3	55.681		10:04:23.497
4	55.753	+0.072	10:05:19.250
5	55.775	+0.094	10:06:15.025
6	55.792	+0.111	10:07:10.817
7	55.990	+0.309	10:08:06.807

Lap	Lap Tm	Diff	Time of Day
(141) Levi Geier			
1	57.049	+1.362	10:02:19.848
2	55.784	+0.097	10:03:15.632
3	56.068	+0.381	10:04:11.700
4	55.831	+0.144	10:05:07.531
5	55.924	+0.237	10:06:03.455
6	55.687		10:06:59.142
7	56.192	+0.505	10:07:55.334
8	55.835	+0.148	10:08:51.169

Lap	Lap Tm	Diff	Time of Day
(79) Matteo Echte			
1	56.336	+0.557	10:02:12.046
2	57.538	+1.759	10:03:09.584
3	56.160	+0.381	10:04:05.744
4	55.779		10:05:01.523
5	55.835	+0.056	10:05:57.358
6	55.807	+0.028	10:06:53.165
7	56.305	+0.526	10:07:49.470
8	56.534	+0.755	10:08:46.004

Lap	Lap Tm	Diff	Time of Day
(10) Max Jr. Hoch			
1	56.311	+0.523	10:03:10.759
2	55.987	+0.199	10:04:06.746

Lap	Lap Tm	Diff	Time of Day
3	55.900	+0.112	10:05:02.646
4	56.141	+0.353	10:05:58.787
5	55.788		10:06:54.575
6	56.449	+0.661	10:07:51.024
7	56.194	+0.406	10:08:47.218

Lap	Lap Tm	Diff	Time of Day
(59) Elias Dahlmann			
1	56.183	+0.387	10:02:34.805
2	55.994	+0.198	10:03:30.799
3	56.130	+0.334	10:04:26.929
4	55.960	+0.164	10:05:22.889
5	55.866	+0.070	10:06:18.755
6	56.141	+0.345	10:07:14.896
7	55.796		10:08:10.692

Lap	Lap Tm	Diff	Time of Day
(78) Cristian Nistor			
1	57.666	+1.854	10:02:20.756
2	56.538	+0.726	10:03:17.294
3	57.506	+1.694	10:04:14.800
4	56.217	+0.405	10:05:11.017
5	56.475	+0.663	10:06:07.492
6	56.020	+0.208	10:07:03.512
7	55.899	+0.087	10:07:59.411
8	55.812		10:08:55.223

Lap	Lap Tm	Diff	Time of Day
(85) Milly Schulze			
1	57.286	+1.391	10:02:11.488
2	56.511	+0.616	10:03:07.999
3	56.026	+0.131	10:04:04.025
4	55.895		10:04:59.920
5	56.162	+0.267	10:05:56.082
6	56.290	+0.395	10:06:52.372
7	56.669	+0.774	10:07:49.041
8	56.772	+0.877	10:08:45.813

Lap	Lap Tm	Diff	Time of Day
(93) Ayaz Kiziltug			
1	57.762	+1.735	10:02:14.543
2	56.456	+0.429	10:03:10.999
3	56.801	+0.774	10:04:07.800
4	56.081	+0.054	10:05:03.881
5	56.027		10:05:59.908
6	56.365	+0.338	10:06:56.273
7	56.209	+0.182	10:07:52.482
8	56.292	+0.265	10:08:48.774

Lap	Lap Tm	Diff	Time of Day
(105) Noah Lennox			
1	57.372	+1.194	10:04:00.296
2	56.521	+0.343	10:04:56.817
3	57.498	+1.320	10:05:54.315
4	56.394	+0.216	10:06:50.709
5	56.178		10:07:46.887
6	56.672	+0.494	10:08:43.559

Lap	Lap Tm	Diff	Time of Day
(3) Luigi Catuogno			
1	57.045	+0.851	10:02:20.307
2	56.875	+0.681	10:03:17.182
3	57.004	+0.810	10:04:14.186
4	56.772	+0.578	10:05:10.958
5	56.508	+0.314	10:06:07.466
6	56.463	+0.269	10:07:03.929
7	56.420	+0.226	10:08:00.349
8	56.194		10:08:56.543

Lap	Lap Tm	Diff	Time of Day
(75) Valerio Geiger			
1	59.634	+3.417	10:02:20.508
2	1:00.263	+4.046	10:03:20.771

SAKC Wackersdorf

Mini

Prokart Raceland 1,222 Km

Zeittraining

17.05.2026 10:00

Qualifying (8:00 Time) started at 10:00:04

Lap	Lap Tm	Diff	Time of Day
3	56.321	+0.104	10:04:17.092
4	56.909	+0.692	10:05:14.001
5	56.447	+0.230	10:06:10.448
6	56.501	+0.284	10:07:06.949
7	56.405	+0.188	10:08:03.354
8	56.217		10:08:59.571

(71) Finn Gebert

1	57.365	+1.017	10:02:25.978
2	57.657	+1.309	10:03:23.635
3	56.885	+0.537	10:04:20.520
4	56.765	+0.417	10:05:17.285
5	56.348		10:06:13.633
6	57.831	+1.483	10:07:11.464
7	57.732	+1.384	10:08:09.196

(113) Luca Mattis Brixius

1	57.458	+1.036	10:02:25.668
2	56.968	+0.546	10:03:22.636
3	59.390	+2.968	10:04:22.026
4	56.620	+0.198	10:05:18.646
5	56.759	+0.337	10:06:15.405
6	56.422		10:07:11.827
7	57.091	+0.669	10:08:08.918

(111) Karl Robledo Iglesias

1	57.921	+1.487	10:02:21.135
2	57.757	+1.323	10:03:18.892
3	57.472	+1.038	10:04:16.364
4	58.034	+1.600	10:05:14.398
5	56.434		10:06:10.832
6	56.702	+0.268	10:07:07.534
7	56.839	+0.405	10:08:04.373

(136) Leon Kamrad

1	57.030	+0.406	10:02:21.344
2	1:01.872	+5.248	10:03:23.216
3	56.655	+0.031	10:04:19.871
4	56.697	+0.073	10:05:16.568
5	56.624		10:06:13.192
6	57.422	+0.798	10:07:10.614
7	56.896	+0.272	10:08:07.510

(77) Claudius Pennacchiotti

1	57.723	+1.070	10:03:14.876
2	57.182	+0.529	10:04:12.058
3	58.993	+2.340	10:05:11.051
4	56.873	+0.220	10:06:07.924
5	56.904	+0.251	10:07:04.828
6	56.713	+0.060	10:08:01.541
7	56.653		10:08:58.194

(109) Nicolaus Wilms

1	57.486	+0.771	10:02:25.419
2	57.067	+0.352	10:03:22.486
3	56.715		10:04:19.201
4	57.222	+0.507	10:05:16.423
5	56.983	+0.268	10:06:13.406
6	57.333	+0.618	10:07:10.739
7	57.959	+1.244	10:08:08.698

(87) Tolga Hristov

1	58.625	+1.193	10:02:18.612
2	57.432		10:03:16.044

(67) Frederik Pausch

--	--	--	--

Lap	Lap Tm	Diff	Time of Day
1	1:03.581	+5.486	10:02:56.391
2	58.677	+0.582	10:03:55.068
3	1:01.229	+3.134	10:04:56.297
4	58.411	+0.316	10:05:54.708
5	58.865	+0.770	10:06:53.573
6	58.095		10:07:51.668
7	58.165	+0.070	10:08:49.833

(24) Lucas Calmbach

1	1:02.860	+3.687	10:02:44.658
2	1:00.983	+1.810	10:03:45.641
3	1:00.557	+1.384	10:04:46.198
4	59.947	+0.774	10:05:46.145
5	1:01.150	+1.977	10:06:47.295
6	59.173		10:07:46.468
7	59.701	+0.528	10:08:46.169

Lap	Lap Tm	Diff	Time of Day
-----	--------	------	-------------

SAKC Wackersdorf

Mini
 Lauf 1 Rennen 1
 Race (12 Laps)

Prokart Raceland 1,222 Km
 17.05.2026 11:05

14	77	109
	27	28
13	111	136
	25	26
12	71	113
	23	24
11	3	75
	21	22
10	93	105
	19	20
9	78	85
	17	18
8	10	59
	15	16
7	141	79
	13	14
6	103	115
	11	12
5	88	99
	9	10
4	101	97
	7	8
3	130	33
	5	6
2	95	81
	3	4
1	28	15
	1	2


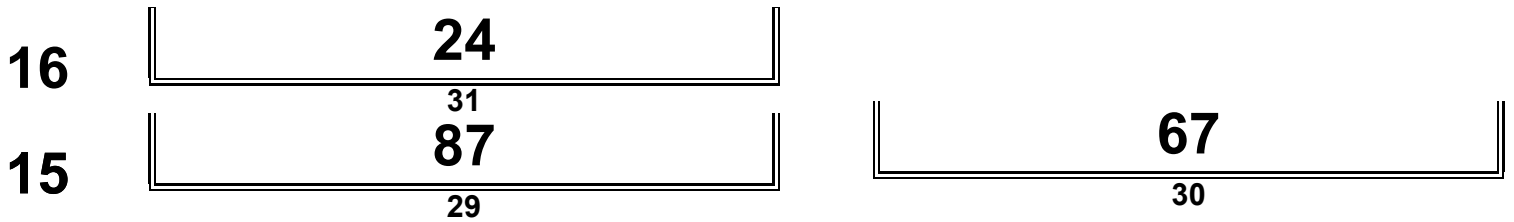
POLE POSITION 1



SAKC Wackersdorf

Mini
Lauf 1 Rennen 1
Race (12 Laps)

Prokart Raceland 1,222 Km
17.05.2026 11:05



Reg-Nr.: 110/2026

Orbits

Rennleiter: Andreas Schwarz

Zeitnahme: M.Wagner



SAKC Wackersdorf

Mini

Prokart Raceland 1,222 Km

Lauf 1 Rennen 1

17.05.2026 11:05

Race (12 Laps) started at 11:17:31

Pos	No.	Name	Fabrikat	Wohnort	Bewerber/Sponsor	Laps	Total Tm	Diff	Best Tm	In Lap	Points	Comment
1	81	Ben Bernhard	KR IAME	DEU-Miesau	Lanari Racing Team	12	11:08.181		55.291	10	25	
2	15	Bastian Kleiner	Energy Corse TM	DEU-Beinde	Ebert Motorsport ADAC Pfalz TC Li	12	11:08.321	0.140	55.301	10	20	
3	95	Levin Schranner	KR IAME	DEU-Ingolst	TB Racing Team	12	11:09.992	1.811	55.206	12	16	
4	101	Mika Niegel	IPK Formula k TM	DEU-Aufseß	Arena E Team	12	11:10.349	2.168	55.234	10	13	
5	130	Oscar Beumers	KR TM	DEU-Heinsb	Nees Racing	12	11:12.070	3.889	55.454	12	11	
6	115	Leandros Margaritis	CRG TM Kart	DEU-Köln	CRG Holland	12	11:12.255	4.074	55.210	12	10	
7	33	Paul Wald	Energy Corse TM	DEU-Sennfe	VM Energy Corse Germany / ADAC	12	11:12.614	4.433	55.438	12	9	
8	88	Maximilian Faber	Kart Republic Iame Gr.	DEU-Tening	TR Motorsport	12	11:12.794	4.613	55.225	9	8	
9	99	Robin Beer	CRG TM	DEU-Salzste	Beer Karting / SH-Kartsport	12	11:17.002	8.821	55.777	11	7	
10	97	Philipp Pflanz	Energy Corse TM mini	DEU-Schorr	VM Energy Corse Germany	12	11:20.086	11.905	55.756	8	6	
11	103	Tim Niegel	Alonso TM	DEU-Aufseß	Arena E Team	12	11:20.128	11.947	55.892	11	5	
12	85	Milly Schulze	Parolin Iame	DEU-06667	Arena E Team	12	11:20.168	11.987	55.821	9	4	
13	141	Levi Geier	Tecno TM	DEU-Kerper	Tecno Factory Racing	12	11:20.263	12.082	55.630	11	3	
14	79	Matteo Echtle	Drago Iame	DEU-Ilertis	Besaplast Racing Team	12	11:20.929	12.748	55.777	11	2	
15	10	Max Jr. Hoch	Tony Kart TM	DEU-Haßfur	RMW Motorsport	12	11:21.267	13.086	55.843	11	1	
16	93	Ayaz Kiziltug	Birel Mini TM Mini	DEU-Gerlinç	AK17_Racing	12	11:23.516	15.335	56.323	6	0	
17	59	Elias Dahlmann	CRG Tm	DEU-Köln	Crg Deutschland	12	11:24.356	16.175	56.165	7	0	
18	113	Luca Mattis Brixius	Redspeed IAME GR-3	DEU-Rimba	MAD Performance	12	11:27.236	19.055	56.497	8	0	
19	78	Cristian Nistor	CRG IAME	DEU-Fürth	RS-Motorsport / ADAC Nordbayerr	12	11:30.075	21.894	55.907	11	0	
20	136	Leon Kamrad	Oberon IAME	DEU-Bruchs	C4-RACING	12	11:30.264	22.083	56.891	6	0	
21	75	Valerio Geiger	CRG IAME	DEU-Tuttlinç	RS-Motorsport	12	11:30.716	22.535	56.188	8	0	
22	105	Noah Lennox	OTK Iame	DEU-Alfter	Nees Racing	12	11:31.175	22.994	56.251	8	0	
23	3	Luigi Catuogno	KR IAME Gr3	DEU-Müllhe	TR Motorsport	12	11:33.962	25.781	56.164	10	0	5 sec
24	87	Tolga Hristov	Crg Tm3	DEU-Hanau	Tolgaracing7	12	11:40.215	32.034	57.133	10	0	
25	111	Karl Robledo Iglesias	1015 H5IU	DEU-Nürnb		12	11:44.843	36.662	57.075	5	0	5 sec
26	28	Vincent Oliver Rieso	Energy TM	DEU-Vlotho	FSR Performance	12	11:48.553	40.372	55.531	12	0	
27	67	Frederik Pausch	Kart Republic IAME Gr	DEU-Fuerth		12	11:53.531	45.350	57.941	12	0	
28	71	Finn Gebert	Maranello IAME	DEU-Castell	NEES RACING	12	12:06.980	58.799	57.210	10	0	5 sec
Not classified (75% = 9 Laps)												
DNF	77	Claudius Pennacchiotti	CRG TM 60 cc	DEU-Weing	PRacing25 / SH Kartsport / AMC E	5	4:51.846	DNF	56.728	4	0	
DNF	109	Nicolaus Wilms	CRG TM	DEU-Köln			2.519	DNF		0	0	
DNS	24	Lucas Calmbach	Mach1 TM	DEU-Althen	JLT Racing			DNS		0	0	

Announcements

These results are provisional until the conclusion of any judicial and technical matters!
 #3 please charge transponder (low battery)
 #3, 71, 111 +5 sec. time penalty (front fairing)

Margin of Victory	Ø km/h	Best Lap Tm	km/h	Best Lap by
0.140	79,006	55.206	79,687	95 - Levin Schranner

Reg-Nr.: 110/2026

Orbits

Rennleiter: Andreas Schwarz

Zeitnahme: M. Wagner



Aushang h

SAKC Wackersdorf

Mini

Prokart Raceland 1,222 Km

Lauf 1 Rennen 1

17.05.2026 11:05

Race (12 Laps) started at 11:17:31

Lap	Lap Tm	Diff	Time of Day
(81) Ben Bernhard			
1	57.014	+1.723	11:18:28.888
2	55.778	+0.487	11:19:24.666
3	55.698	+0.407	11:20:20.364
4	55.960	+0.669	11:21:16.324
5	55.647	+0.356	11:22:11.971
6	55.522	+0.231	11:23:07.493
7	55.460	+0.169	11:24:02.953
8	55.480	+0.189	11:24:58.433
9	55.389	+0.098	11:25:53.822
10	55.291		11:26:49.113
11	55.445	+0.154	11:27:44.558
12	55.426	+0.135	11:28:39.984

Lap	Lap Tm	Diff	Time of Day
(15) Bastian Kleiner			
1	56.845	+1.544	11:18:28.648
2	55.795	+0.494	11:19:24.443
3	55.749	+0.448	11:20:20.192
4	56.291	+0.990	11:21:16.483
5	55.536	+0.235	11:22:12.019
6	55.699	+0.398	11:23:07.718
7	55.511	+0.210	11:24:03.229
8	55.318	+0.017	11:24:58.547
9	55.437	+0.136	11:25:53.984
10	55.301		11:26:49.285
11	55.425	+0.124	11:27:44.710
12	55.414	+0.113	11:28:40.124

Lap	Lap Tm	Diff	Time of Day
(95) Levin Schraner			
1	57.633	+2.427	11:18:29.518
2	55.576	+0.370	11:19:25.094
3	55.626	+0.420	11:20:20.720
4	55.828	+0.622	11:21:16.548
5	55.533	+0.327	11:22:12.081
6	57.119	+1.913	11:23:09.200
7	55.398	+0.192	11:24:04.598
8	55.854	+0.648	11:25:00.452
9	55.564	+0.358	11:25:56.016
10	55.213	+0.007	11:26:51.229
11	55.360	+0.154	11:27:46.589
12	55.206		11:28:41.795

Lap	Lap Tm	Diff	Time of Day
(101) Mika Niegel			
1	57.998	+2.764	11:18:29.976
2	56.005	+0.771	11:19:25.981
3	55.622	+0.388	11:20:21.603
4	55.628	+0.394	11:21:17.231
5	55.565	+0.331	11:22:12.796
6	56.280	+1.046	11:23:09.076
7	55.484	+0.250	11:24:04.560
8	55.648	+0.414	11:25:00.208
9	55.747	+0.513	11:25:55.955
10	55.234		11:26:51.189
11	55.718	+0.484	11:27:46.907
12	55.245	+0.011	11:28:42.152

Lap	Lap Tm	Diff	Time of Day
(130) Oscar Beumers			
1	58.891	+3.437	11:18:30.801
2	55.951	+0.497	11:19:26.752
3	55.640	+0.186	11:20:22.392
4	55.610	+0.156	11:21:18.002
5	55.578	+0.124	11:22:13.580
6	55.972	+0.518	11:23:09.552
7	55.628	+0.174	11:24:05.180
8	55.559	+0.105	11:25:00.739

Lap	Lap Tm	Diff	Time of Day
9	56.341	+0.887	11:25:57.080
10	55.529	+0.075	11:26:52.609
11	55.810	+0.356	11:27:48.419
12	55.454		11:28:43.873

Lap	Lap Tm	Diff	Time of Day
(115) Leandros Margaritis			
1	59.019	+3.809	11:18:31.479
2	56.711	+1.501	11:19:28.190
3	55.921	+0.711	11:20:24.111
4	55.707	+0.497	11:21:19.818
5	55.605	+0.395	11:22:15.423
6	55.565	+0.355	11:23:10.988
7	55.489	+0.279	11:24:06.477
8	55.703	+0.493	11:25:02.180
9	55.455	+0.245	11:25:57.635
10	55.426	+0.216	11:26:53.061
11	55.787	+0.577	11:27:48.848
12	55.210		11:28:44.058

Lap	Lap Tm	Diff	Time of Day
(33) Paul Wald			
1	58.016	+2.578	11:18:30.122
2	55.695	+0.257	11:19:25.817
3	55.537	+0.099	11:20:21.354
4	55.617	+0.179	11:21:16.971
5	55.495	+0.057	11:22:12.466
6	56.394	+0.956	11:23:08.860
7	55.557	+0.119	11:24:04.417
8	55.703	+0.265	11:25:00.120
9	56.879	+1.441	11:25:56.999
10	55.707	+0.269	11:26:52.706
11	56.273	+0.835	11:27:48.979
12	55.438		11:28:44.417

Lap	Lap Tm	Diff	Time of Day
(88) Maximilian Faber			
1	59.674	+4.449	11:18:31.740
2	56.800	+1.575	11:19:28.540
3	55.928	+0.703	11:20:24.468
4	55.489	+0.264	11:21:19.957
5	55.550	+0.325	11:22:15.507
6	55.634	+0.409	11:23:11.141
7	55.489	+0.264	11:24:06.630
8	55.471	+0.246	11:25:02.101
9	55.225		11:25:57.326
10	56.047	+0.822	11:26:53.373
11	55.597	+0.372	11:27:48.970
12	55.627	+0.402	11:28:44.597

Lap	Lap Tm	Diff	Time of Day
(99) Robin Beer			
1	58.866	+3.089	11:18:31.213
2	57.996	+2.219	11:19:29.209
3	56.301	+0.524	11:20:25.510
4	55.986	+0.209	11:21:21.496
5	56.129	+0.352	11:22:17.625
6	55.861	+0.084	11:23:13.486
7	55.824	+0.047	11:24:09.310
8	55.945	+0.168	11:25:05.255
9	55.792	+0.015	11:26:01.047
10	55.833	+0.056	11:26:56.880
11	55.777		11:27:52.657
12	56.148	+0.371	11:28:48.805

Lap	Lap Tm	Diff	Time of Day
(97) Philipp Pflanz			
1	58.944	+3.188	11:18:31.153
2	58.471	+2.715	11:19:29.624
3	56.389	+0.633	11:20:26.013
4	56.567	+0.811	11:21:22.580

Lap	Lap Tm	Diff	Time of Day
5	56.528	+0.772	11:22:19.108
6	56.118	+0.362	11:23:15.226
7	56.009	+0.253	11:24:11.235
8	55.756		11:25:06.991
9	55.866	+0.110	11:26:02.857
10	56.495	+0.739	11:26:59.352
11	56.236	+0.480	11:27:55.588
12	56.301	+0.545	11:28:51.889

Lap	Lap Tm	Diff	Time of Day
(103) Tim Niegel			
1	58.514	+2.622	11:18:30.834
2	58.928	+3.036	11:19:29.762
3	56.325	+0.433	11:20:26.087
4	56.364	+0.472	11:21:22.451
5	56.347	+0.455	11:22:18.798
6	56.109	+0.217	11:23:14.907
7	56.119	+0.227	11:24:11.026
8	55.902	+0.010	11:25:06.928
9	55.913	+0.021	11:26:02.841
10	56.635	+0.743	11:26:59.476
11	55.892		11:27:55.368
12	56.563	+0.671	11:28:51.931

Lap	Lap Tm	Diff	Time of Day
(85) Milly Schulze			
1	59.214	+3.393	11:18:31.962
2	57.279	+1.458	11:19:29.241
3	56.630	+0.809	11:20:25.871
4	56.387	+0.566	11:21:22.258
5	56.797	+0.976	11:22:19.055
6	56.121	+0.300	11:23:15.176
7	55.948	+0.127	11:24:11.124
8	56.152	+0.331	11:25:07.276
9	55.821		11:26:03.097
10	56.687	+0.866	11:26:59.784
11	56.019	+0.198	11:27:55.803
12	56.168	+0.347	11:28:51.971

Lap	Lap Tm	Diff	Time of Day
(141) Levi Geier			
1	1:00.622	+4.992	11:18:33.032
2	57.350	+1.720	11:19:30.382
3	56.787	+1.157	11:20:27.169
4	56.296	+0.666	11:21:23.465
5	56.695	+1.065	11:22:20.160
6	56.342	+0.712	11:23:16.502
7	56.272	+0.642	11:24:12.774
8	56.048	+0.418	11:25:08.822
9	55.884	+0.254	11:26:04.706
10	55.847	+0.217	11:27:00.553
11	55.630		11:27:56.183
12	55.883	+0.253	11:28:52.066

Lap	Lap Tm	Diff	Time of Day
(79) Matteo Echtle			
1	1:00.683	+4.906	11:18:33.244
2	56.987	+1.210	11:19:30.231
3	56.496	+0.719	11:20:26.727
4	56.589	+0.812	11:21:23.316
5	56.582	+0.805	11:22:19.898
6	56.410	+0.633	11:23:16.308
7	56.130	+0.353	11:24:12.438
8	56.752	+0.975	11:25:09.190
9	55.877	+0.100	11:26:05.067
10	55.852	+0.075	11:27:00.919
11	55.777		11:27:56.696
12	56.036	+0.259	11:28:52.732

Lap	Lap Tm	Diff	Time of Day
(10) Max Jr. Hoch			

SAKC Wackersdorf

Mini

Prokart Raceland 1,222 Km

Lauf 1 Rennen 1

17.05.2026 11:05

Race (12 Laps) started at 11:17:31

Lap	Lap Tm	Diff	Time of Day
1	1:00.367	+4.524	11:18:33.168
2	57.043	+1.200	11:19:30.211
3	57.183	+1.340	11:20:27.394
4	56.236	+0.393	11:21:23.630
5	56.649	+0.806	11:22:20.279
6	56.563	+0.720	11:23:16.842
7	56.267	+0.424	11:24:13.109
8	56.286	+0.443	11:25:09.395
9	55.999	+0.156	11:26:05.394
10	55.869	+0.026	11:27:01.263
11	55.843		11:27:57.106
12	55.964	+0.121	11:28:53.070

(93) Ayaz Kiziltug

1	59.200	+2.877	11:18:32.228
2	57.646	+1.323	11:19:29.874
3	56.777	+0.454	11:20:26.651
4	56.594	+0.271	11:21:23.245
5	56.542	+0.219	11:22:19.787
6	56.323		11:23:16.110
7	56.759	+0.436	11:24:12.869
8	56.473	+0.150	11:25:09.342
9	56.575	+0.252	11:26:05.917
10	56.366	+0.043	11:27:02.283
11	56.592	+0.269	11:27:58.875
12	56.444	+0.121	11:28:55.319

(59) Elias Dahlmann

1	1:02.294	+6.129	11:18:34.963
2	57.617	+1.452	11:19:32.580
3	56.390	+0.225	11:20:28.970
4	56.582	+0.417	11:21:25.552
5	56.658	+0.493	11:22:22.210
6	56.416	+0.251	11:23:18.626
7	56.165		11:24:14.791
8	56.242	+0.077	11:25:11.033
9	56.232	+0.067	11:26:07.265
10	56.206	+0.041	11:27:03.471
11	56.281	+0.116	11:27:59.752
12	56.407	+0.242	11:28:56.159

(113) Luca Mattis Brixius

1	59.752	+3.255	11:18:33.533
2	57.348	+0.851	11:19:30.881
3	57.189	+0.692	11:20:28.070
4	57.297	+0.800	11:21:25.367
5	57.052	+0.555	11:22:22.419
6	56.801	+0.304	11:23:19.220
7	56.603	+0.106	11:24:15.823
8	56.497		11:25:12.320
9	56.713	+0.216	11:26:09.033
10	56.794	+0.297	11:27:05.827
11	56.613	+0.116	11:28:02.440
12	56.599	+0.102	11:28:59.039

(78) Cristian Nistor

1	1:05.778	+9.871	11:18:38.657
2	57.219	+1.312	11:19:35.876
3	57.436	+1.529	11:20:33.312
4	56.410	+0.503	11:21:29.722
5	56.847	+0.940	11:22:26.569
6	57.677	+1.770	11:23:24.246
7	56.570	+0.663	11:24:20.816
8	56.010	+0.103	11:25:16.826
9	55.932	+0.025	11:26:12.758
10	56.066	+0.159	11:27:08.824

Lap	Lap Tm	Diff	Time of Day
11	55.907		11:28:04.731
12	57.147	+1.240	11:29:01.878

(136) Leon Kamrad

1	59.403	+2.512	11:18:33.407
2	57.244	+0.353	11:19:30.651
3	57.146	+0.255	11:20:27.797
4	57.873	+0.982	11:21:25.670
5	57.145	+0.254	11:22:22.815
6	56.891		11:23:19.706
7	56.902	+0.011	11:24:16.608
8	57.067	+0.176	11:25:13.675
9	56.976	+0.085	11:26:10.651
10	56.967	+0.076	11:27:07.618
11	57.032	+0.141	11:28:04.650
12	57.417	+0.526	11:29:02.067

(75) Valerio Geiger

1	1:04.828	+8.640	11:18:38.438
2	57.289	+1.101	11:19:35.727
3	57.359	+1.171	11:20:33.086
4	56.539	+0.351	11:21:29.625
5	56.853	+0.665	11:22:26.478
6	57.579	+1.391	11:23:24.057
7	57.097	+0.909	11:24:21.154
8	56.188		11:25:17.342
9	56.204	+0.016	11:26:13.546
10	56.288	+0.100	11:27:09.834
11	56.253	+0.065	11:28:06.087
12	56.432	+0.244	11:29:02.519

(105) Noah Lennox

1	1:03.745	+7.494	11:18:36.953
2	57.056	+0.805	11:19:34.009
3	56.781	+0.530	11:20:30.790
4	56.632	+0.381	11:21:27.422
5	56.408	+0.157	11:22:23.830
6	1:00.597	+4.346	11:23:24.427
7	56.994	+0.743	11:24:21.421
8	56.251		11:25:17.672
9	56.265	+0.014	11:26:13.937
10	56.354	+0.103	11:27:10.291
11	56.367	+0.116	11:28:06.658
12	56.320	+0.069	11:29:02.978

(3) Luigi Catuogno

1	1:04.214	+8.050	11:18:37.753
2	56.946	+0.782	11:19:34.699
3	56.896	+0.732	11:20:31.595
4	56.616	+0.452	11:21:28.211
5	56.725	+0.561	11:22:24.936
6	57.059	+0.895	11:23:21.995
7	56.618	+0.454	11:24:18.613
8	56.711	+0.547	11:25:15.324
9	56.327	+0.163	11:26:11.651
10	56.164		11:27:07.815
11	56.471	+0.307	11:28:04.286
12	56.479	+0.315	11:29:00.765

(87) Tolga Hristov

1	1:03.082	+5.949	11:18:38.112
2	57.183	+0.050	11:19:35.295
3	58.675	+1.542	11:20:33.970
4	57.541	+0.408	11:21:31.511
5	57.619	+0.486	11:22:29.130
6	58.262	+1.129	11:23:27.392

Lap	Lap Tm	Diff	Time of Day
7	57.294	+0.161	11:24:24.686
8	57.585	+0.452	11:25:22.271
9	57.413	+0.280	11:26:19.684
10	57.133		11:27:16.817
11	57.508	+0.375	11:28:14.325
12	57.693	+0.560	11:29:12.018

(111) Karl Robledo Iglesias

1	59.642	+2.567	11:18:34.103
2	57.371	+0.296	11:19:31.474
3	57.687	+0.612	11:20:29.161
4	57.399	+0.324	11:21:26.560
5	57.075		11:22:23.635
6	1:02.791	+5.716	11:23:26.426
7	57.180	+0.105	11:24:23.606
8	57.343	+0.268	11:25:20.949
9	57.306	+0.231	11:26:18.255
10	58.010	+0.935	11:27:16.265
11	57.719	+0.644	11:28:13.984
12	57.662	+0.587	11:29:11.646

(28) Vincent Oliver Rieso

1	56.994	+1.463	11:18:28.805
2	55.795	+0.264	11:19:24.600
3	55.700	+0.169	11:20:20.300
4	55.735	+0.204	11:21:16.035
5	56.101	+0.570	11:22:12.136
6	1:33.780	+38.249	11:23:45.916
7	56.185	+0.654	11:24:42.101
8	55.810	+0.279	11:25:37.911
9	55.564	+0.033	11:26:33.475
10	55.692	+0.161	11:27:29.167
11	55.658	+0.127	11:28:24.825
12	55.531		11:29:20.356

(67) Frederik Pausch

1	1:04.900	+6.959	11:18:40.005
2	59.545	+1.604	11:19:39.550
3	58.335	+0.394	11:20:37.885
4	57.950	+0.009	11:21:35.835
5	58.292	+0.351	11:22:34.127
6	1:00.229	+2.288	11:23:34.356
7	58.719	+0.778	11:24:33.075
8	58.852	+0.911	11:25:31.927
9	58.854	+0.913	11:26:30.781
10	58.309	+0.368	11:27:29.090
11	58.303	+0.362	11:28:27.393
12	57.941		11:29:25.334

(71) Finn Gebert

1	58.642	+1.432	11:19:00.916
2	58.114	+0.904	11:19:59.030
3	57.643	+0.433	11:20:56.673
4	57.553	+0.343	11:21:54.226
5	57.425	+0.215	11:22:51.651
6	57.285	+0.075	11:23:48.936
7	57.829	+0.619	11:24:46.765
8	57.915	+0.705	11:25:44.680
9	57.408	+0.198	11:26:42.088
10	57.210		11:27:39.298
11	57.254	+0.044	11:28:36.552
12	57.231	+0.021	11:29:33.783

(77) Claudius Pennacchietti

1	1:01.037	+4.309	11:18:35.715
2	57.151	+0.423	11:19:32.866

SAKC Wackersdorf

Mini

Prokart Raceland 1,222 Km

Lauf 1 Rennen 1

17.05.2026 11:05

Race (12 Laps) started at 11:17:31

Lap	Lap Tm	Diff	Time of Day
3	57.138	+0.410	11:20:30.004
4	56.728		11:21:26.732
5	56.917	+0.189	11:22:23.649

Lap	Lap Tm	Diff	Time of Day
-----	--------	------	-------------

Lap	Lap Tm	Diff	Time of Day
-----	--------	------	-------------

SAKC Wackersdorf

Lapchart

Mini

Prokart Raceland 1,222 Km

Lauf 1 Rennen 1

17.05.2026 11:05

Race (12 Laps) started at 11:17:31

Competitors	Laps												
	0	1	2	3	4	5	6	7	8	9	10	11	12
Bastian Kleiner (15)	1	15	15	15	15	28	81	81	81	81	81	81	81
Vincent Oliver Rieso (28)	2	28	28	28	28	81	15	15	15	15	15	15	15
Ben Bernhard (81)	3	81	81	81	81	15	95	33	33	33	101	101	95
Levin Schraner (95)	4	95	95	95	95	95	28	101	101	101	95	95	101
Oscar Beumers (130)	5	130	101	33	33	33	33	95	95	95	33	130	130
Mika Niegel (101)	6	101	33	101	101	101	101	130	130	130	130	33	115
Maximilian Faber (88)	7	88	130	130	130	130	130	115	115	88	88	115	88
Paul Wald (33)	8	33	103	115	115	115	115	88	88	115	115	88	33
Philipp Pflanz (97)	9	97	97	88	88	88	88	99	99	99	99	99	99
Tim Niegel (103)	10	103	99	99	99	99	99	103	103	103	103	97	103
Robin Beer (99)	11	99	115	85	85	85	103	85	85	97	97	103	97
Levi Geier (141)	12	141	88	97	97	103	85	97	97	85	85	85	85
Leandros Margaritis (115)	13	115	85	103	103	97	97	93	79	141	141	141	141
Matteo Echlte (79)	14	79	93	93	93	93	93	79	141	79	79	79	79
Elias Dahlmann (59)	15	59	141	10	79	79	79	141	93	93	10	10	10
Milly Schulze (85)	16	85	10	79	141	141	141	10	10	10	93	93	93
Max Jr. Hoch (10)	17	10	79	141	10	10	10	59	59	59	59	59	59
Cristian Nistor (78)	18	78	136	136	136	113	59	113	113	113	113	113	113
Ayaz Kiziltug (93)	19	93	113	113	113	59	113	136	136	136	136	3	3
Noah Lennox (105)	20	105	111	111	59	136	136	3	3	3	3	3	136
Luigi Catuogno (3)	21	3	59	59	111	111	111	75	78	78	78	78	136
Valerio Geiger (75)	22	75	77	77	77	77	77	78	75	75	75	75	75
Luca Mattis Brixius (113)	23	113	105	105	105	105	105	105	105	105	105	105	105
Leon Kamrad (136)	24	136	3	3	3	3	3	111	111	111	111	111	111
Nicolaus Wilms (109)	25	109	87	87	75	75	75	87	87	87	87	87	87
Karl Robledo Iglesias (111)	26	111	75	75	78	78	78	67	67	67	67	67	28
Claudius Pennacchietti (77)	27	77	78	78	87	87	87	28	28	28	28	28	67
Tolga Hristov (87)	28	87	67	67	67	67	67	71	71	71	71	71	71
Frederik Pausch (67)	29	67	71	71	71	71	71						
Finn Gebert (71)	30	71											
-	31												

SAKC Wackersdorf

Mini

Prokart Raceland 1,222 Km


Lauf 2 Rennen 6

17.05.2026 14:10

Race (12 Laps)

14	67	71
	27	28
13	111	28
	25	26
12	3	87
	23	24
11	75	105
	21	22
10	78	136
	19	20
9	59	113
	17	18
8	10	93
	15	16
7	141	79
	13	14
6	103	85
	11	12
5	99	97
	9	10
4	33	88
	7	8
3	130	115
	5	6
2	95	101
	3	4
1	81	15
	1	2

POLE POSITION 1




SAKC Wackersdorf

Mini
Lauf 2 Rennen 6
Race (12 Laps)

Prokart Raceland 1,222 Km
17.05.2026 14:10

16	24	
	31	
15	77	109
	29	30



SAKC Wackersdorf

Mini

Prokart Raceland 1,222 Km

Lauf 2 Rennen 6

17.05.2026 14:10

Race (12 Laps) started at 14:20:33

Pos	No.	Name	Fabrikat	Wohnort	Bewerber/Sponsor	Laps	Total Tm	Diff	Best Tm	In Lap	Points	Comment
1	81	Ben Bernhard	KR IAME	DEU-Miesau	Lanari Racing Team	12	11:10.881		55.327	11	25	
2	130	Oscar Beumers	KR TM	DEU-Heinsb	Nees Racing	12	11:11.259	0.378	55.471	10	20	
3	33	Paul Wald	Energy Corse TM	DEU-Sennfe	VM Energy Corse Germany / ADAC	12	11:11.656	0.775	55.385	7	16	
4	115	Leandros Margaritis	CRG TM Kart	DEU-Köln	CRG Holland	12	11:12.247	1.366	55.604	10	13	
5	101	Mika Niegel	IPK Formula k TM	DEU-Aufseß	Arena E Team	12	11:12.388	1.507	55.633	11	11	
6	95	Levin Schraner	KR IAME	DEU-Ingolst	TB Racing Team	12	11:14.712	3.831	55.259	10	10	
7	28	Vincent Oliver Rieso	Energy TM	DEU-Vlotho	FSR Performance	12	11:14.845	3.964	55.564	10	9	
8	88	Maximilian Faber	Kart Republic Iame Gr.	DEU-Tening	TR Motorsport	12	11:14.984	4.103	55.433	10	8	
9	15	Bastian Kleiner	Energy Corse TM	DEU-Beinde	Ebert Motorsport ADAC Pfalz TC Li	12	11:15.881	5.000	55.453	11	7	5 sec
10	97	Philipp Pflanz	Energy Corse TM mini	DEU-Schorr	VM Energy Corse Germany	12	11:19.378	8.497	55.654	11	6	
11	99	Robin Beer	CRG TM	DEU-Salzste	Beer Karting / SH-Kartsport	12	11:19.515	8.634	55.918	4	5	
12	85	Milly Schulze	Parolin Iame	DEU-06667	Arena E Team	12	11:19.843	8.962	55.985	11	4	
13	79	Matteo Echtle	Drago Iame	DEU-Illertis	Besaplast Racing Team	12	11:20.284	9.403	55.897	12	3	
14	10	Max Jr. Hoch	Tony Kart TM	DEU-Haßfur	RMW Motorsport	12	11:20.804	9.923	55.921	10	2	
15	141	Levi Geier	Tecno TM	DEU-Kerper	Tecno Factory Racing	12	11:20.950	10.069	55.943	12	1	
16	3	Luigi Catuogno	KR IAME Gr3	DEU-Müllhe	TR Motorsport	12	11:24.235	13.354	55.956	12	0	
17	75	Valerio Geiger	CRG IAME	DEU-Tuttlin	RS-Motorsport	12	11:25.284	14.403	55.997	7	0	
18	59	Elias Dahlmann	CRG Tm	DEU-Köln	Crg Deutschland	12	11:27.317	16.436	56.538	4	0	
19	105	Noah Lennox	OTK Iame	DEU-Alfter	Nees Racing	12	11:27.766	16.885	56.573	6	0	
20	78	Cristian Nistor	CRG IAME	DEU-Fürth	RS-Motorsport / ADAC Nordbayerr	12	11:30.447	19.566	55.930	10	0	3 sec
21	109	Nicolaus Wilms	CRG TM	DEU-Köln		12	11:30.996	20.115	56.257	10	0	
22	113	Luca Mattis Brixius	Redspeed IAME GR-3	DEU-Rimba	MAD Performance	12	11:31.710	20.829	56.624	9	0	
23	136	Leon Kamrad	Oberon IAME	DEU-Bruchs	C4-RACING	12	11:35.821	24.940	57.356	7	0	
24	77	Claudius Pennacchiotti	CRG TM 60 cc	DEU-Weing	PRacing25 / SH Kartsport / AMC E	12	11:37.973	27.092	56.655	9	0	
25	111	Karl Robledo Iglesias	1015 H5IU	DEU-Nürnb		12	11:39.399	28.518	57.048	3	0	
26	87	Tolga Hristov	Crg Tm3	DEU-Hanau	Tolgaracing7	12	11:39.801	28.920	57.244	5	0	
27	103	Tim Niegel	Alonso TM	DEU-Aufseß	Arena E Team	12	11:42.494	31.613	55.967	6	0	5 sec
28	71	Finn Gebert	Maranello IAME	DEU-Castell	NEES RACING	12	11:46.963	36.082	56.917	6	0	
29	67	Frederik Pausch	Kart Republic IAME Gr	DEU-Fuerth		12	11:48.431	37.550	58.226	7	0	
30	24	Lucas Calmbach	Mach1 TM	DEU-Althen	JLT Racing	12	12:01.913	51.032	59.126	2	0	
Not classified (75% = 9 Laps)												
	93	Ayaz Kiziltug	Birel Mini TM Mini	DEU-Gerlin	AK17_Racing	4	11:22.031	8 Laps	56.077	1	0	

Announcements

These results are provisional until the conclusion of any judicial and technical matters!

#15 +5 sec. time penalty (jumpstart)

#78 +3 sec. time penalty (leaving corridor with 1-2 wheels)

#103 +5 sec. time penalty (pushing)

Margin of Victory	Ø km/h	Best Lap Tm	km/h	Best Lap by
0.378	78,688	55.259	79,611	95 - Levin Schraner

Reg-Nr.: 110/2026

Orbits

Rennleiter: Andreas Schwarz

Zeitnahme: M. Wagner

SAKC Wackersdorf

Mini

Prokart Raceland 1,222 Km

Lauf 2 Rennen 6

17.05.2026 14:10

Race (12 Laps) started at 14:20:33

Lap	Lap Tm	Diff	Time of Day
(81) Ben Bernhard			
1	57.082	+1.755	14:21:30.639
2	55.667	+0.340	14:22:26.306
3	55.859	+0.532	14:23:22.165
4	55.583	+0.256	14:24:17.748
5	55.660	+0.333	14:25:13.408
6	55.591	+0.264	14:26:08.999
7	56.218	+0.891	14:27:05.217
8	55.846	+0.519	14:28:01.063
9	55.820	+0.493	14:28:56.883
10	55.926	+0.599	14:29:52.809
11	55.327		14:30:48.136
12	56.113	+0.786	14:31:44.249

Lap	Lap Tm	Diff	Time of Day
(130) Oscar Beumers			
1	57.219	+1.748	14:21:31.051
2	56.385	+0.914	14:22:27.436
3	55.812	+0.341	14:23:23.248
4	55.545	+0.074	14:24:18.793
5	55.877	+0.406	14:25:14.670
6	55.762	+0.291	14:26:10.432
7	55.777	+0.306	14:27:06.209
8	56.108	+0.637	14:28:02.317
9	55.640	+0.169	14:28:57.957
10	55.471		14:29:53.428
11	55.555	+0.084	14:30:48.983
12	55.644	+0.173	14:31:44.627

Lap	Lap Tm	Diff	Time of Day
(33) Paul Wald			
1	57.215	+1.830	14:21:31.125
2	55.886	+0.501	14:22:27.011
3	56.492	+1.107	14:23:23.503
4	55.454	+0.069	14:24:18.957
5	56.481	+1.096	14:25:15.438
6	55.585	+0.200	14:26:11.023
7	55.385		14:27:06.408
8	56.094	+0.709	14:28:02.502
9	55.696	+0.311	14:28:58.198
10	55.825	+0.440	14:29:54.023
11	55.448	+0.063	14:30:49.471
12	55.553	+0.168	14:31:45.024

Lap	Lap Tm	Diff	Time of Day
(115) Leandros Margaritis			
1	57.053	+1.449	14:21:30.575
2	56.068	+0.464	14:22:26.643
3	56.098	+0.494	14:23:22.741
4	55.694	+0.090	14:24:18.435
5	55.975	+0.371	14:25:14.410
6	55.829	+0.225	14:26:10.239
7	55.792	+0.188	14:27:06.031
8	56.212	+0.608	14:28:02.243
9	55.800	+0.196	14:28:58.043
10	55.604		14:29:53.647
11	55.896	+0.292	14:30:49.543
12	56.072	+0.468	14:31:45.615

Lap	Lap Tm	Diff	Time of Day
(101) Mika Niegel			
1	56.920	+1.287	14:21:30.370
2	55.847	+0.214	14:22:26.217
3	56.728	+1.095	14:23:22.945
4	55.662	+0.029	14:24:18.607
5	56.878	+1.245	14:25:15.485
6	55.867	+0.234	14:26:11.352
7	55.639	+0.006	14:27:06.991
8	55.697	+0.064	14:28:02.688

Lap	Lap Tm	Diff	Time of Day
9	55.745	+0.112	14:28:58.433
10	55.772	+0.139	14:29:54.205
11	55.633		14:30:49.838
12	55.918	+0.285	14:31:45.756

Lap	Lap Tm	Diff	Time of Day
(95) Levin Schranner			
1	1:01.062	+5.803	14:21:34.715
2	55.869	+0.610	14:22:30.584
3	56.328	+1.069	14:23:26.912
4	55.665	+0.406	14:24:22.577
5	56.299	+1.040	14:25:18.876
6	55.813	+0.554	14:26:14.689
7	55.290	+0.031	14:27:09.979
8	55.404	+0.145	14:28:05.383
9	55.585	+0.326	14:29:00.968
10	55.259		14:29:56.227
11	55.720	+0.461	14:30:51.947
12	56.133	+0.874	14:31:48.080

Lap	Lap Tm	Diff	Time of Day
(28) Vincent Oliver Rieso			
1	58.107	+2.543	14:21:33.572
2	56.357	+0.793	14:22:29.929
3	56.054	+0.490	14:23:25.983
4	55.642	+0.078	14:24:21.625
5	55.682	+0.118	14:25:17.307
6	55.674	+0.110	14:26:12.981
7	55.645	+0.081	14:27:08.626
8	56.302	+0.738	14:28:04.928
9	55.587	+0.023	14:29:00.515
10	55.564		14:29:56.079
11	55.808	+0.244	14:30:51.887
12	56.326	+0.762	14:31:48.213

Lap	Lap Tm	Diff	Time of Day
(88) Maximilian Faber			
1	59.313	+3.880	14:21:32.921
2	56.557	+1.124	14:22:29.478
3	56.338	+0.905	14:23:25.816
4	55.944	+0.511	14:24:21.760
5	55.789	+0.356	14:25:17.549
6	55.769	+0.336	14:26:13.318
7	55.573	+0.140	14:27:08.891
8	56.171	+0.738	14:28:05.062
9	56.075	+0.642	14:29:01.137
10	55.433		14:29:56.570
11	55.575	+0.142	14:30:52.145
12	56.207	+0.774	14:31:48.352

Lap	Lap Tm	Diff	Time of Day
(15) Bastian Kleiner			
1	56.683	+1.230	14:21:30.051
2	55.881	+0.428	14:22:25.932
3	55.975	+0.522	14:23:21.907
4	55.738	+0.285	14:24:17.645
5	55.666	+0.213	14:25:13.311
6	55.752	+0.299	14:26:09.063
7	56.230	+0.777	14:27:05.293
8	55.907	+0.454	14:28:01.200
9	55.612	+0.159	14:28:56.812
10	56.041	+0.588	14:29:52.853
11	55.453		14:30:48.306
12	55.943	+0.490	14:31:44.249

Lap	Lap Tm	Diff	Time of Day
(97) Philipp Pflanz			
1	1:02.839	+7.185	14:21:36.547
2	56.867	+1.213	14:22:33.414
3	55.979	+0.325	14:23:29.393
4	55.793	+0.139	14:24:25.186

Lap	Lap Tm	Diff	Time of Day
5	56.367	+0.713	14:25:21.553
6	55.799	+0.145	14:26:17.352
7	55.944	+0.290	14:27:13.296
8	56.206	+0.552	14:28:09.502
9	55.829	+0.175	14:29:05.331
10	55.799	+0.145	14:30:01.130
11	55.654		14:30:56.784
12	55.962	+0.308	14:31:52.746

Lap	Lap Tm	Diff	Time of Day
(99) Robin Beer			
1	59.004	+3.086	14:21:33.114
2	56.497	+0.579	14:22:29.611
3	56.672	+0.754	14:23:26.283
4	55.918		14:24:22.201
5	56.430	+0.512	14:25:18.631
6	55.959	+0.041	14:26:14.590
7	56.325	+0.407	14:27:10.915
8	57.472	+1.554	14:28:08.387
9	56.070	+0.152	14:29:04.457
10	55.972	+0.054	14:30:00.429
11	56.061	+0.143	14:30:56.490
12	56.393	+0.475	14:31:52.883

Lap	Lap Tm	Diff	Time of Day
(85) Milly Schulze			
1	58.028	+2.043	14:21:31.892
2	56.823	+0.838	14:22:28.715
3	56.569	+0.584	14:23:25.284
4	56.276	+0.291	14:24:21.560
5	57.523	+1.538	14:25:19.083
6	56.475	+0.490	14:26:15.558
7	56.036	+0.051	14:27:11.594
8	56.969	+0.984	14:28:08.563
9	56.059	+0.074	14:29:04.622
10	56.064	+0.079	14:30:00.686
11	55.985		14:30:56.671
12	56.540	+0.555	14:31:53.211

Lap	Lap Tm	Diff	Time of Day
(79) Matteo Echtle			
1	58.733	+2.836	14:21:32.777
2	57.602	+1.705	14:22:30.379
3	56.263	+0.366	14:23:26.642
4	56.716	+0.819	14:24:23.358
5	56.101	+0.204	14:25:19.459
6	56.187	+0.290	14:26:15.646
7	56.277	+0.380	14:27:11.923
8	56.979	+1.082	14:28:08.902
9	56.257	+0.360	14:29:05.159
10	56.204	+0.307	14:30:01.363
11	56.392	+0.495	14:30:57.755
12	55.897		14:31:53.652

Lap	Lap Tm	Diff	Time of Day
(10) Max Jr. Hoch			
1	58.761	+2.840	14:21:33.806
2	56.699	+0.778	14:22:30.505
3	56.728	+0.807	14:23:27.233
4	56.421	+0.500	14:24:23.654
5	56.326	+0.405	14:25:19.980
6	56.330	+0.409	14:26:16.310
7	56.559	+0.638	14:27:12.869
8	56.564	+0.643	14:28:09.433
9	56.383	+0.462	14:29:05.816
10	55.921		14:30:01.737
11	56.388	+0.467	14:30:58.125
12	56.047	+0.126	14:31:54.172

Lap	Lap Tm	Diff	Time of Day
(141) Levi Geier			

SAKC Wackersdorf

Mini

Prokart Raceland 1,222 Km

Lauf 2 Rennen 6

17.05.2026 14:10

Race (12 Laps) started at 14:20:33

Lap	Lap Tm	Diff	Time of Day
1	59.624	+2.681	14:21:33.238
2	57.931	+1.988	14:22:31.169
3	57.030	+1.087	14:23:28.199
4	56.275	+0.332	14:24:24.474
5	56.443	+0.500	14:25:20.917
6	56.227	+0.284	14:26:17.144
7	56.615	+0.672	14:27:13.759
8	56.205	+0.262	14:28:09.964
9	56.084	+0.141	14:29:06.048
10	55.999	+0.056	14:30:02.047
11	56.328	+0.385	14:30:58.375
12	55.943		14:31:54.318

(3) Luigi Catuogno

1	59.239	+3.283	14:21:35.305
2	57.480	+1.524	14:22:32.785
3	56.223	+0.267	14:23:29.008
4	56.123	+0.167	14:24:25.131
5	59.145	+3.189	14:25:24.276
6	56.073	+0.117	14:26:20.349
7	56.047	+0.091	14:27:16.396
8	56.343	+0.387	14:28:12.739
9	56.623	+0.667	14:29:09.362
10	56.161	+0.205	14:30:05.523
11	56.124	+0.168	14:31:01.647
12	55.956		14:31:57.603

(75) Valerio Geiger

1	1:00.114	+4.117	14:21:35.857
2	58.090	+2.093	14:22:33.947
3	56.943	+0.946	14:23:30.890
4	56.365	+0.368	14:24:27.255
5	56.581	+0.584	14:25:23.836
6	56.404	+0.407	14:26:20.240
7	55.997		14:27:16.237
8	56.965	+0.968	14:28:13.202
9	56.654	+0.657	14:29:09.856
10	56.532	+0.535	14:30:06.388
11	56.134	+0.137	14:31:02.522
12	56.130	+0.133	14:31:58.652

(59) Elias Dahlmann

1	58.860	+2.322	14:21:33.990
2	56.956	+0.418	14:22:30.946
3	57.354	+0.816	14:23:28.300
4	56.538		14:24:24.838
5	57.267	+0.729	14:25:22.105
6	56.803	+0.265	14:26:18.908
7	56.718	+0.180	14:27:15.626
8	56.595	+0.057	14:28:12.221
9	57.205	+0.667	14:29:09.426
10	57.144	+0.606	14:30:06.570
11	57.304	+0.766	14:31:03.874
12	56.811	+0.273	14:32:00.685

(105) Noah Lennox

1	59.595	+3.022	14:21:34.858
2	56.946	+0.373	14:22:31.804
3	57.309	+0.736	14:23:29.113
4	56.738	+0.165	14:24:25.851
5	56.685	+0.112	14:25:22.536
6	56.573		14:26:19.109
7	56.638	+0.065	14:27:15.747
8	57.073	+0.500	14:28:12.820
9	57.207	+0.634	14:29:10.027
10	56.721	+0.148	14:30:06.748

Lap	Lap Tm	Diff	Time of Day
11	57.246	+0.673	14:31:03.994
12	57.140	+0.567	14:32:01.134

(78) Cristian Nistor

1	1:00.438	+4.508	14:21:35.748
2	58.061	+2.131	14:22:33.809
3	57.519	+1.589	14:23:31.328
4	57.156	+1.226	14:24:28.484
5	57.346	+1.416	14:25:25.830
6	57.859	+1.929	14:26:23.689
7	56.068	+0.138	14:27:19.757
8	56.299	+0.369	14:28:16.056
9	56.132	+0.202	14:29:12.188
10	55.930		14:30:08.118
11	56.417	+0.487	14:31:04.535
12	56.280	+0.350	14:32:00.815

(109) Nicolaus Wilms

1	1:01.603	+5.346	14:21:38.575
2	57.673	+1.416	14:22:36.248
3	56.932	+0.675	14:23:33.180
4	57.355	+1.098	14:24:30.535
5	57.306	+1.049	14:25:27.841
6	56.730	+0.473	14:26:24.571
7	56.840	+0.583	14:27:21.411
8	56.811	+0.554	14:28:18.222
9	56.359	+0.102	14:29:14.581
10	56.257		14:30:10.838
11	56.504	+0.247	14:31:07.342
12	57.022	+0.765	14:32:04.364

(113) Luca Mattis Brixius

1	1:00.534	+3.910	14:21:35.538
2	57.822	+1.198	14:22:33.360
3	56.972	+0.348	14:23:30.332
4	56.714	+0.090	14:24:27.046
5	58.742	+2.118	14:25:25.788
6	57.983	+1.359	14:26:23.771
7	56.694	+0.070	14:27:20.465
8	56.708	+0.084	14:28:17.173
9	56.624		14:29:13.797
10	56.752	+0.128	14:30:10.549
11	56.689	+0.065	14:31:07.238
12	57.840	+1.216	14:32:05.078

(136) Leon Kamrad

1	59.962	+2.606	14:21:35.088
2	58.367	+1.011	14:22:33.455
3	57.777	+0.421	14:23:31.232
4	57.563	+0.207	14:24:28.795
5	57.384	+0.028	14:25:26.179
6	57.806	+0.450	14:26:23.985
7	57.356		14:27:21.341
8	57.548	+0.192	14:28:18.889
9	57.426	+0.070	14:29:16.315
10	57.507	+0.151	14:30:13.822
11	57.477	+0.121	14:31:11.299
12	57.890	+0.534	14:32:09.189

(77) Claudius Pennacchietti

1	1:02.701	+6.046	14:21:39.452
2	58.930	+2.275	14:22:38.382
3	57.678	+1.023	14:23:36.060
4	58.289	+1.634	14:24:34.349
5	58.465	+1.810	14:25:32.814
6	56.937	+0.282	14:26:29.751

Lap	Lap Tm	Diff	Time of Day
7	56.876	+0.221	14:27:26.627
8	56.774	+0.119	14:28:23.401
9	56.655		14:29:20.056
10	57.015	+0.360	14:30:17.071
11	57.104	+0.449	14:31:14.175
12	57.166	+0.511	14:32:11.341

(111) Karl Robledo Iglesias

1	1:01.029	+3.981	14:21:37.304
2	57.480	+0.432	14:22:34.784
3	57.048		14:23:31.832
4	57.891	+0.843	14:24:29.723
5	57.693	+0.645	14:25:27.416
6	58.020	+0.972	14:26:25.436
7	57.632	+0.584	14:27:23.068
8	58.012	+0.964	14:28:21.080
9	57.747	+0.699	14:29:18.827
10	57.979	+0.931	14:30:16.806
11	58.330	+1.282	14:31:15.136
12	57.631	+0.583	14:32:12.767

(87) Tolga Hristov

1	1:01.519	+4.275	14:21:37.621
2	57.774	+0.530	14:22:35.395
3	57.402	+0.158	14:23:32.797
4	57.694	+0.450	14:24:30.491
5	57.244		14:25:27.735
6	58.219	+0.975	14:26:25.954
7	57.703	+0.459	14:27:23.657
8	57.767	+0.523	14:28:21.424
9	57.827	+0.583	14:29:19.251
10	57.805	+0.561	14:30:17.056
11	58.608	+1.364	14:31:15.664
12	57.505	+0.261	14:32:13.169

(103) Tim Niegel

1	1:01.122	+5.155	14:21:35.611
2	56.933	+0.966	14:22:32.544
3	56.230	+0.263	14:23:28.774
4	56.137	+0.170	14:24:24.911
5	1:10.560	+14.593	14:25:35.471
6	55.967		14:26:31.438
7	57.344	+1.377	14:27:28.782
8	55.997	+0.030	14:28:24.779
9	56.300	+0.333	14:29:21.079
10	56.392	+0.425	14:30:17.471
11	56.784	+0.817	14:31:14.255
12	56.607	+0.640	14:32:10.862

(71) Finn Gebert

1	1:02.476	+5.559	14:21:39.520
2	59.143	+2.226	14:22:38.663
3	59.246	+2.329	14:23:37.909
4	58.949	+2.032	14:24:36.858
5	57.564	+0.647	14:25:34.422
6	56.917		14:26:31.339
7	58.395	+1.478	14:27:29.734
8	58.022	+1.105	14:28:27.756
9	58.360	+1.443	14:29:26.116
10	58.561	+1.644	14:30:24.677
11	58.586	+1.669	14:31:23.263
12	57.068	+0.151	14:32:20.331

(67) Frederik Pausch

1	1:01.845	+3.619	14:21:38.456
2	58.871	+0.645	14:22:37.327

SAKC Wackersdorf

Mini

Prokart Raceland 1,222 Km

Lauf 2 Rennen 6

17.05.2026 14:10

Race (12 Laps) started at 14:20:33

Lap	Lap Tm	Diff	Time of Day
3	58.568	+0.342	14:23:35.895
4	58.387	+0.161	14:24:34.282
5	58.449	+0.223	14:25:32.731
6	58.344	+0.118	14:26:31.075
7	58.226		14:27:29.301
8	58.276	+0.050	14:28:27.577
9	58.496	+0.270	14:29:26.073
10	58.526	+0.300	14:30:24.599
11	58.558	+0.332	14:31:23.157
12	58.642	+0.416	14:32:21.799

Lap	Lap Tm	Diff	Time of Day
-----	--------	------	-------------

Lap	Lap Tm	Diff	Time of Day
-----	--------	------	-------------

(24) Lucas Calmbach

1	1:02.225	+3.099	14:21:39.312
2	59.126		14:22:38.438
3	59.311	+0.185	14:23:37.749
4	59.145	+0.019	14:24:36.894
5	59.641	+0.515	14:25:36.535
6	59.728	+0.602	14:26:36.263
7	59.742	+0.616	14:27:36.005
8	1:00.313	+1.187	14:28:36.318
9	1:00.019	+0.893	14:29:36.337
10	59.338	+0.212	14:30:35.675
11	59.930	+0.804	14:31:35.605
12	59.676	+0.550	14:32:35.281

(93) Ayaz Kiziltug

1	56.077		14:29:04.795
2	56.277	+0.200	14:30:01.072
3	57.820	+1.743	14:30:58.892
4	56.507	+0.430	14:31:55.399

SAKC Wackersdorf

Lapchart

Mini

Prokart Raceland 1,222 Km

Lauf 2 Rennen 6

17.05.2026 14:10

Race (12 Laps) started at 14:20:33

Competitors	Laps												
	0	1	2	3	4	5	6	7	8	9	10	11	12
Bastian Kleiner (15)	1	15	15	15	15	15	81	81	81	15	81	81	81
Mika Niegel (101)	2	101	101	101	81	81	81	15	15	15	81	15	15
Leandros Margaritis (115)	3	115	115	81	115	115	115	115	115	130	130	130	130
Ben Bernhard (81)	4	81	81	115	101	101	130	130	130	115	115	33	33
Maximilian Faber (88)	5	88	130	33	130	130	33	33	33	33	33	115	115
Levin Schraner (95)	6	95	33	130	33	33	101	101	101	101	101	101	101
Philipp Pflanz (97)	7	97	85	85	85	85	28	28	28	28	28	28	95
Oscar Beumers (130)	8	130	79	88	88	28	88	88	88	88	95	95	28
Milly Schulze (85)	9	85	88	99	28	88	99	99	95	95	88	88	88
Paul Wald (33)	10	33	99	28	99	99	95	95	99	99	99	99	97
Matteo Echte (79)	11	79	141	79	79	95	85	85	85	85	85	85	99
Robin Beer (99)	12	99	28	10	95	79	79	79	79	79	97	97	85
Tim Niegel (103)	13	103	10	95	10	10	10	10	10	97	79	79	79
Levi Geier (141)	14	141	59	59	141	141	141	141	97	97	10	10	10
Luca Mattis Brixius (113)	15	113	95	141	59	59	97	97	141	141	141	141	141
Max Jr. Hoch (10)	16	10	105	105	103	103	59	59	59	59	3	3	3
Leon Kamrad (136)	17	136	136	103	3	3	105	105	105	3	59	75	75
Elias Dahlmann (59)	18	59	3	3	105	97	75	75	75	105	75	59	59
Noah Lennox (105)	19	105	113	113	97	105	3	3	3	75	105	105	78
Cristian Nistor (78)	20	78	103	97	113	113	113	78	78	78	78	78	105
Vincent Oliver Rieso (28)	21	28	78	136	75	75	78	113	113	113	113	113	109
Valerio Geiger (75)	22	75	75	78	136	78	136	136	136	109	109	109	113
Luigi Catuogno (3)	23	3	97	75	78	136	111	109	109	136	136	136	136
Tolga Hristov (87)	24	87	111	111	111	111	87	111	111	111	111	77	103
Karl Robledo Iglesias (111)	25	111	87	87	87	87	109	87	87	87	87	103	77
Frederik Pausch (67)	26	67	67	109	109	109	67	77	77	77	77	111	111
Claudius Pennacchietti (77)	27	77	109	67	67	67	77	67	103	103	103	87	87
Nicolaus Wilms (109)	28	109	24	77	77	77	71	71	67	67	67	67	71
Finn Gebert (71)	29	71	77	24	24	71	103	103	71	71	71	71	67
Lucas Calmbach (24)	30	24	71	71	71	24	24	24	24	24	24	24	24
Ayaz Kiziltug (93)	31	93	93	93	93	93							

SAKC Wackersdorf

Mini

Prokart Raceland 1,222 Km

Tageswertung

Pos	No.	Last Name	First Name	Sponsor	Wohnort	Total points	Diff	R1	R2
1	81	Bernhard	Ben		DEU-Miesau	50	0	25	25
2	130	Beumers	Oscar		DEU-Heinsberg	31	19	11	20
3	15	Kleiner	Bastian		DEU-Beindersheim	27	23	20	7
4	95	Schranner	Levin		DEU-Ingolstadt	26	24	16	10
5	33	Wald	Paul		DEU-Sennfeld	25	25	9	16
6	101	Niegel	Mika		DEU-Aufseß	24	26	13	11
7	115	Margaritis	Leandros		DEU-Köln	23	27	10	13
8	88	Faber	Maximilian		DEU-Teningen	16	34	8	8
9	97	Pflanz	Philipp		DEU-Schorndorf	12	38	6	6
10	99	Beer	Robin		DEU-Salzstetten	12	38	7	5
11	28	Rieso	Vincent Oliver		DEU-Vlotho	9	41	0	9
12	85	Schulze	Milly		DEU-06667 Weiße	8	42	4	4
13	103	Niegel	Tim		DEU-Aufseß	5	45	5	0
14	79	Echtle	Matteo		DEU-Illertissen	5	45	2	3
15	141	Geier	Levi		DEU-Kerpen	4	46	3	1
16	10	Hoch	Max Jr.		DEU-Haßfurt	3	47	1	2
17	59	Dahlmann	Elias		DEU-Köln	0	50	0	0
18	78	Nistor	Cristian		DEU-Fürth	0	50	0	0
19	93	Kiziltug	Ayaz		DEU-Gerlingen	0	50	0	0
20	105	Lennox	Noah		DEU-Alfter	0	50	0	0
21	3	Catuogno	Luigi		DEU-Müllheim im	0	50	0	0
22	75	Geiger	Valerio		DEU-Tuttlingen	0	50	0	0
23	71	Gebert	Finn		DEU-Castell	0	50	0	0
24	113	Brixius	Luca Mattis		DEU-Rimbach	0	50	0	0
25	111	Robledo Iglezi	Karl		DEU-Nürnberg	0	50	0	0
26	136	Kamrad	Leon		DEU-Bruchsal	0	50	0	0
27	77	Pennacchiotti	Claudius		DEU-Weingarten	0	50	0	0
28	109	Wilms	Nicolaus		DEU-Köln	0	50	0	0
29	87	Hristov	Tolga		DEU-Hanau	0	50	0	0
30	67	Pausch	Frederik		DEU-Fuerth	0	50	0	0
31	24	Calmbach	Lucas		DEU-Althengstett	0	50	0	0