

# SAKC Wackersdorf

## X30 Senior

## Prokart Raceland 1,222 Km

### Freies Training

17.05.2026 09:20

### Practice (10:00 Time) started at 9:20:39

Pos	No.	Gast Name	Fabrikat	Wohnort	Bewerber/Sponsor	Laps	Best Tm	Diff	In Lap	km/h	Comment
1	8	Joelina Denzel	KR IAME X30	DEU-Ehingen	TR Motorsport / AMC Ehingen	9	49.759		9	88,410	
2	24	Daniel Brozovic	Energy Corse IAME	DEU-Waiblingen	VM Energy Corse Germany	9	49.898	0.139	8	88,164	
3	55	Emilio Marcus Bernd	Energy Corse IAME X30 Si	DEU-Türkheim	VM Energy Corse Germany	9	50.007	0.248	6	87,972	
4	67	Fabian Burgstahler	Kosmic Iame X30	DEU-Mössingen	Stern Motorsport	9	50.026	0.267	8	87,938	
5	31	Moritz Wolber	Redspeed IAME X30	DEU-Freiburg	NEES RACING	9	50.039	0.280	6	87,915	
6	5	Paul Locher	Lando Norris X30	DEU-Öpfingen	SH-Kartsport/AMC Ehingen	10	50.128	0.369	10	87,759	
7	33	Maro Pfeifer	Kosmic IAME X30	DEU-Germersheim	Stern Motorsport Tierklinik Germers	10	50.263	0.504	7	87,524	
8	101	Jan Schwarzer	CRG IAME	DEU-Regensburg	RS-Motorsport	9	50.284	0.525	5	87,487	
9	14	Nikola Trajkovski	Energy Corse Iame X30	DEU-Nürnberg	VM Energy Corse Germany/ ADAC N	10	50.352	0.593	10	87,369	
10	16	Philipp Leising	Energy Iame	DEU-Bruchmühlbac	VM Energy Corse Germany	9	50.373	0.614	7	87,332	
11	103	Jonas Rosenecker	Sodi IAME	DEU-Leinfelden-Echt	JR Racing Team	10	50.513	0.754	10	87,090	
12	93	Leon Lambrecht	Magik Iame X30	DEU-Einbeck	Magik Kart Germany	10	50.519	0.760	8	87,080	
13	13	Gregory Koblitschek	KR IAME X30	DEU-Mayen	KSL Racing Team	10	50.530	0.771	10	87,061	
14	107	Cedric Erl	KR2 Iame X30	DEU-Waldsassen	MPK Engines	10	50.683	0.924	7	86,798	
15	40	Emil Drelok	OTK Kosmic IAME X30	DEU-Großschirma	Drelok-Racing-Team	10	50.716	0.957	6	86,742	
16	17	Max Ackermann	CRG KT2 Iame X30 Senior	DEU-Ermmingen-Lip	RS-Motorsport	10	50.740	0.981	10	86,701	
17	18	Finn Schnitzler	KR IAME X30	DEU-Rheinbach	KSL Racing Team	10	50.800	1.041	10	86,598	
18	12	Max Starke	CRG KT2 Iame X30	DEU-Griesheim	CRG Deutschland	8	50.877	1.118	7	86,467	
19	125	Teresa Schade	Magikkart Iame X30 Senic	DEU-Obernkirchen	Magikkart	10	50.924	1.165	7	86,388	
20	89	Mariella Poschinger	CRG IAME	DEU-Thyrnau	RS-Motorsport	10	51.068	1.309	8	86,144	
21	99	Philipp Bublitz	OTK 401T IAME X30	DEU-Neulußheim	AK-Racing	10	51.091	1.332	10	86,105	
22	72	Tobias Burgstahler	Kosmic Iame X30	DEU-Mössingen	Stern Motorsport	10	51.121	1.362	10	86,055	
23	87	Selina Steinbeck	Kart Republic IAME X30 S	DEU-Groß-Zimmern	NB Motorsport	10	51.166	1.407	7	85,979	
24	105	Vincent Stiffel	Redspeed IAME X30	DEU-Hofstetten	MAD Performance	10	51.584	1.825	7	85,282	
25	19	Paul Kunkel	Sodi Sigma RS3 2026 x30	DEU-Eltville am Rhe	Beule Kart Sodi Germany	10	51.591	1.832	10	85,271	
26	20	Elin Ackermann	CRG KT2 Iame X30 Senior	DEU-Ermmingen-Lip	RS-Motorsport	10	51.777	2.018	8	84,964	
27	81	Timo Eckstein	CRG IAME X30	DEU-Lindenfels	CRG Deutschland	10	51.804	2.045	7	84,920	
28	91	Thorvid Saß	KR IAME	DEU-Tamm	STERN MOTORSPORT	10	51.853	2.094	10	84,840	

# SAKC Wackersdorf

X30 Senior

Prokart Raceland 1,222 Km

Freies Training

17.05.2026 09:20

Practice (10:00 Time) started at 9:20:39

Lap	Lap Tm	Diff	Time of Day
<b>(8) Joelina Denzel</b>			
1	52.128	+2.369	9:24:34.297
2	50.659	+0.900	9:25:24.956
3	50.189	+0.430	9:26:15.145
4	50.164	+0.405	9:27:05.309
5	49.836	+0.077	9:27:55.145
6	49.940	+0.181	9:28:45.085
7	49.884	+0.125	9:29:34.969
8	49.799	+0.040	9:30:24.768
9	49.759		9:31:14.527

Lap	Lap Tm	Diff	Time of Day
<b>(24) Daniel Brozovic</b>			
1	52.559	+2.661	9:24:40.514
2	55.293	+5.395	9:25:35.807
3	51.060	+1.162	9:26:26.867
4	50.259	+0.361	9:27:17.126
5	50.078	+0.180	9:28:07.204
6	50.107	+0.209	9:28:57.311
7	49.976	+0.078	9:29:47.287
8	49.898		9:30:37.185
9	50.216	+0.318	9:31:27.401

Lap	Lap Tm	Diff	Time of Day
<b>(55) Emilio Marcus Bernd</b>			
1	52.516	+2.509	9:24:40.628
2	51.033	+1.026	9:25:31.661
3	50.265	+0.258	9:26:21.926
4	50.514	+0.507	9:27:12.440
5	50.194	+0.187	9:28:02.634
6	50.007		9:28:52.641
7	50.081	+0.074	9:29:42.722
8	50.039	+0.032	9:30:32.761
9	50.713	+0.706	9:31:23.474

Lap	Lap Tm	Diff	Time of Day
<b>(67) Fabian Burgstahler</b>			
1	53.524	+3.498	9:24:22.061
2	51.179	+1.153	9:25:13.240
3	50.677	+0.651	9:26:03.917
4	50.562	+0.536	9:26:54.479
5	50.298	+0.272	9:27:44.777
6	50.206	+0.180	9:28:34.983
7	50.223	+0.197	9:29:25.206
8	50.026		9:30:15.232
9	51.736	+1.710	9:31:06.968

Lap	Lap Tm	Diff	Time of Day
<b>(31) Moritz Wolber</b>			
1	52.838	+2.799	9:24:41.181
2	51.110	+1.071	9:25:32.291
3	50.456	+0.417	9:26:22.747
4	50.175	+0.136	9:27:12.922
5	50.102	+0.063	9:28:03.024
6	50.039		9:28:53.063
7	50.184	+0.145	9:29:43.247
8	50.079	+0.040	9:30:33.326
9	50.242	+0.203	9:31:23.568

Lap	Lap Tm	Diff	Time of Day
<b>(5) Paul Locher</b>			
1	1:00.776	+10.648	9:23:20.535
2	52.820	+2.692	9:24:13.355
3	51.506	+1.378	9:25:04.861
4	51.112	+0.984	9:25:55.973
5	50.582	+0.454	9:26:46.555
6	50.528	+0.400	9:27:37.083
7	50.337	+0.209	9:28:27.420
8	50.349	+0.221	9:29:17.769
9	50.747	+0.619	9:30:08.516

Lap	Lap Tm	Diff	Time of Day
10	50.128		9:30:58.644
<b>(33) Maro Pfeifer</b>			
1	54.135	+3.872	9:23:21.442
2	52.021	+1.758	9:24:13.463
3	51.230	+0.967	9:25:04.693
4	52.936	+2.673	9:25:57.629
5	50.517	+0.254	9:26:48.146
6	50.700	+0.437	9:27:38.846
7	50.263		9:28:29.109
8	50.362	+0.099	9:29:19.471
9	50.421	+0.158	9:30:09.892
10	50.913	+0.650	9:31:00.805

Lap	Lap Tm	Diff	Time of Day
<b>(101) Jan Schwarzer</b>			
1	53.038	+2.754	9:24:42.434
2	51.501	+1.217	9:25:33.935
3	50.509	+0.225	9:26:24.444
4	50.312	+0.028	9:27:14.756
5	50.284		9:28:05.040
6	50.431	+0.147	9:28:55.471
7	50.352	+0.068	9:29:45.823
8	50.844	+0.560	9:30:36.667
9	50.329	+0.045	9:31:26.996

Lap	Lap Tm	Diff	Time of Day
<b>(14) Nikola Trajkovski</b>			
1	57.018	+6.666	9:23:04.869
2	52.635	+2.283	9:23:57.504
3	51.312	+0.960	9:24:48.816
4	50.556	+0.204	9:25:39.372
5	50.879	+0.527	9:26:30.251
6	50.624	+0.272	9:27:20.875
7	50.610	+0.258	9:28:11.485
8	50.553	+0.201	9:29:02.038
9	50.368	+0.016	9:29:52.406
10	50.352		9:30:42.758

Lap	Lap Tm	Diff	Time of Day
<b>(16) Philipp Leising</b>			
1	53.159	+2.786	9:24:41.833
2	51.291	+0.918	9:25:33.124
3	50.511	+0.138	9:26:23.635
4	50.437	+0.064	9:27:14.072
5	50.755	+0.382	9:28:04.827
6	50.816	+0.443	9:28:55.643
7	50.373		9:29:46.016
8	50.766	+0.393	9:30:36.782
9	52.588	+2.215	9:31:29.370

Lap	Lap Tm	Diff	Time of Day
<b>(103) Jonas Rosenecker</b>			
1	53.984	+3.471	9:23:05.198
2	52.645	+2.132	9:23:57.843
3	51.252	+0.739	9:24:49.095
4	51.176	+0.663	9:25:40.271
5	50.833	+0.320	9:26:31.104
6	50.592	+0.079	9:27:21.696
7	50.972	+0.459	9:28:12.668
8	52.366	+1.853	9:29:05.034
9	50.667	+0.154	9:29:55.701
10	50.513		9:30:46.214

Lap	Lap Tm	Diff	Time of Day
<b>(93) Leon Lambrecht</b>			
1	54.502	+3.983	9:22:44.884
2	52.513	+1.994	9:23:37.397
3	51.267	+0.748	9:24:28.664
4	50.921	+0.402	9:25:19.585
5	50.713	+0.194	9:26:10.298

Lap	Lap Tm	Diff	Time of Day
6	51.249	+0.730	9:27:01.547
7	50.524	+0.005	9:27:52.071
8	50.519		9:28:42.590
9	51.503	+0.984	9:29:34.093
10	1:33.728	+43.209	9:31:07.821

Lap	Lap Tm	Diff	Time of Day
<b>(13) Gregory Koblitschek</b>			
1	54.384	+3.854	9:23:04.234
2	52.436	+1.906	9:23:56.670
3	51.314	+0.784	9:24:47.984
4	51.133	+0.603	9:25:39.117
5	50.791	+0.261	9:26:29.908
6	50.742	+0.212	9:27:20.650
7	50.763	+0.233	9:28:11.413
8	51.033	+0.503	9:29:02.446
9	50.870	+0.340	9:29:53.316
10	50.530		9:30:43.846

Lap	Lap Tm	Diff	Time of Day
<b>(107) Cedric Erl</b>			
1	56.546	+5.863	9:23:03.532
2	53.698	+3.015	9:23:57.230
3	51.293	+0.610	9:24:48.523
4	51.886	+1.203	9:25:40.409
5	50.918	+0.235	9:26:31.327
6	50.919	+0.236	9:27:22.246
7	50.683		9:28:12.929
8	51.029	+0.346	9:29:03.958
9	50.941	+0.258	9:29:54.899
10	50.715	+0.032	9:30:45.614

Lap	Lap Tm	Diff	Time of Day
<b>(40) Emil Drelok</b>			
1	54.668	+3.952	9:23:24.865
2	52.223	+1.507	9:24:17.088
3	51.529	+0.813	9:25:08.617
4	51.154	+0.438	9:25:59.771
5	50.857	+0.141	9:26:50.628
6	50.716		9:27:41.344
7	50.753	+0.037	9:28:32.097
8	50.795	+0.079	9:29:22.892
9	51.021	+0.305	9:30:13.913
10	50.778	+0.062	9:31:04.691

Lap	Lap Tm	Diff	Time of Day
<b>(17) Max Ackermann</b>			
1	58.256	+7.516	9:23:11.288
2	57.872	+7.132	9:24:09.160
3	53.860	+3.120	9:25:03.020
4	52.059	+1.319	9:25:55.079
5	53.015	+2.275	9:26:48.094
6	51.992	+1.252	9:27:40.086
7	51.374	+0.634	9:28:31.460
8	51.964	+1.224	9:29:23.424
9	51.233	+0.493	9:30:14.657
10	50.740		9:31:05.397

Lap	Lap Tm	Diff	Time of Day
<b>(18) Finn Schnitzler</b>			
1	54.936	+4.136	9:23:03.805
2	52.525	+1.725	9:23:56.330
3	51.541	+0.741	9:24:47.871
4	51.411	+0.611	9:25:39.282
5	50.918	+0.118	9:26:30.200
6	51.253	+0.453	9:27:21.453
7	50.941	+0.141	9:28:12.394
8	51.442	+0.642	9:29:03.836
9	50.905	+0.105	9:29:54.741
10	50.800		9:30:45.541

# SAKC Wackersdorf

X30 Senior

Prokart Raceland 1,222 Km

Freies Training

17.05.2026 09:20

Practice (10:00 Time) started at 9:20:39

Lap	Lap Tm	Diff	Time of Day
<b>(12) Max Starke</b>			
1	56.938	+6.061	9:23:11.434
2	55.262	+4.385	9:24:06.696
3	53.364	+2.487	9:25:00.060
4	2:32.822	+1:41.945	9:27:32.882
5	51.602	+0.725	9:28:24.484
6	51.253	+0.376	9:29:15.737
7	50.877		9:30:06.614
8	51.537	+0.660	9:30:58.151

Lap	Lap Tm	Diff	Time of Day
<b>(125) Teresa Schade</b>			
1	58.321	+7.397	9:23:05.131
2	53.477	+2.553	9:23:58.608
3	52.370	+1.446	9:24:50.978
4	51.568	+0.644	9:25:42.546
5	51.198	+0.274	9:26:33.744
6	51.061	+0.137	9:27:24.805
7	50.924		9:28:15.729
8	51.065	+0.141	9:29:06.794
9	50.991	+0.067	9:29:57.785
10	52.331	+1.407	9:30:50.116

Lap	Lap Tm	Diff	Time of Day
<b>(89) Mariella Poschinger</b>			
1	59.189	+8.121	9:23:10.683
2	55.677	+4.609	9:24:06.360
3	52.584	+1.516	9:24:58.944
4	52.374	+1.306	9:25:51.318
5	51.243	+0.175	9:26:42.561
6	52.374	+1.306	9:27:34.935
7	51.318	+0.250	9:28:26.253
8	51.068		9:29:17.321
9	51.507	+0.439	9:30:08.828
10	52.756	+1.688	9:31:01.584

Lap	Lap Tm	Diff	Time of Day
<b>(99) Philipp Bublitz</b>			
1	54.143	+3.052	9:22:50.999
2	55.355	+4.264	9:23:46.354
3	52.205	+1.114	9:24:38.559
4	51.553	+0.462	9:25:30.112
5	51.408	+0.317	9:26:21.520
6	51.358	+0.267	9:27:12.878
7	57.675	+6.584	9:28:10.553
8	51.447	+0.356	9:29:02.000
9	51.328	+0.237	9:29:53.328
10	51.091		9:30:44.419

Lap	Lap Tm	Diff	Time of Day
<b>(72) Tobias Burgstahler</b>			
1	55.216	+4.095	9:23:29.404
2	52.883	+1.762	9:24:22.287
3	51.526	+0.405	9:25:13.813
4	51.252	+0.131	9:26:05.065
5	51.369	+0.248	9:26:56.434
6	51.285	+0.164	9:27:47.719
7	51.247	+0.126	9:28:38.966
8	51.463	+0.342	9:29:30.429
9	51.148	+0.027	9:30:21.577
10	51.121		9:31:12.698

Lap	Lap Tm	Diff	Time of Day
<b>(87) Selina Steinbeck</b>			
1	56.818	+5.652	9:23:18.376
2	53.381	+2.215	9:24:11.757
3	52.372	+1.206	9:25:04.129
4	51.645	+0.479	9:25:55.774
5	51.700	+0.534	9:26:47.474
6	51.606	+0.440	9:27:39.080
7	51.166		9:28:30.246

Lap	Lap Tm	Diff	Time of Day
8	51.257	+0.091	9:29:21.503
9	51.353	+0.187	9:30:12.856
10	51.246	+0.080	9:31:04.102

Lap	Lap Tm	Diff	Time of Day
<b>(105) Vincent Stiffel</b>			
1	55.922	+4.338	9:22:55.718
2	53.869	+2.285	9:23:49.587
3	53.312	+1.728	9:24:42.899
4	52.131	+0.547	9:25:35.030
5	52.360	+0.776	9:26:27.390
6	1:32.605	+41.021	9:27:59.995
7	51.584		9:28:51.579
8	52.983	+1.399	9:29:44.562
9	52.154	+0.570	9:30:36.716
10	52.774	+1.190	9:31:29.490

Lap	Lap Tm	Diff	Time of Day
<b>(19) Paul Kunkel</b>			
1	57.473	+5.882	9:23:04.564
2	53.948	+2.357	9:23:58.512
3	53.113	+1.522	9:24:51.625
4	52.773	+1.182	9:25:44.398
5	52.590	+0.999	9:26:36.988
6	52.531	+0.940	9:27:29.519
7	52.534	+0.943	9:28:22.053
8	52.278	+0.687	9:29:14.331
9	52.113	+0.522	9:30:06.444
10	51.591		9:30:58.035

Lap	Lap Tm	Diff	Time of Day
<b>(20) Elin Ackermann</b>			
1	1:02.187	+10.410	9:23:25.100
2	57.796	+6.019	9:24:22.896
3	54.159	+2.382	9:25:17.055
4	53.084	+1.307	9:26:10.139
5	52.879	+1.102	9:27:03.018
6	52.079	+0.302	9:27:55.097
7	52.468	+0.691	9:28:47.565
8	51.777		9:29:39.342
9	51.884	+0.107	9:30:31.226
10	53.263	+1.486	9:31:24.489

Lap	Lap Tm	Diff	Time of Day
<b>(81) Timo Eckstein</b>			
1	58.548	+6.744	9:23:10.896
2	53.917	+2.113	9:24:04.813
3	52.943	+1.139	9:24:57.756
4	52.537	+0.733	9:25:50.293
5	52.163	+0.359	9:26:42.456
6	51.908	+0.104	9:27:34.364
7	51.804		9:28:26.168
8	51.941	+0.137	9:29:18.109
9	51.810	+0.006	9:30:09.919
10	52.043	+0.239	9:31:01.962

Lap	Lap Tm	Diff	Time of Day
<b>(91) Thorvid Saß</b>			
1	59.300	+7.447	9:23:11.168
2	54.794	+2.941	9:24:05.962
3	52.765	+0.912	9:24:58.727
4	52.784	+0.931	9:25:51.511
5	52.085	+0.232	9:26:43.596
6	51.881	+0.028	9:27:35.477
7	52.007	+0.154	9:28:27.484
8	51.958	+0.105	9:29:19.442
9	52.097	+0.244	9:30:11.539
10	51.853		9:31:03.392

# SAKC Wackersdorf

## X30 Senior

## Prokart Raceland 1,222 Km

### Zeittraining

17.05.2026 10:40

### Qualifying (8:00 Time) started at 10:40:01

Pos.	Nr.	Gast Name	Fabrikat	Wohnort	Bewerber/Sponsor	Rnd.	Beste Zeit	Diff.	In Rd.	km/h	Bemerkung
1	55	Emilio Marcus Bernd	Energy Corse IAME X30 Si	DEU-Türkheim	VM Energy Corse Germany	8	49.247		4	89,329	
2	24	Daniel Brozovic	Energy Corse IAME	DEU-Waiblingen	VM Energy Corse Germany	9	49.441	0.194	6	88,979	
3	31	Moritz Wolber	Redspeed IAME X30	DEU-Freiburg	NEES RACING	8	49.497	0.250	6	88,878	
4	5	Paul Locher	Lando Norris X30	DEU-Öpfingen	SH-Kartsport/AMC Ehingen	8	49.584	0.337	7	88,722	
5	33	Maro Pfeifer	Kosmic IAME X30	DEU-Germersheim	Stern Motorsport Tierklinik Germers	9	49.622	0.375	8	88,654	
6	101	Jan Schwarzer	CRG IAME	DEU-Regensburg	RS-Motorsport	8	49.629	0.382	8	88,642	
7	67	Fabian Burgstahler	Kosmic Iame X30	DEU-Mössingen	Stern Motorsport	9	49.733	0.486	5	88,456	
8	93	Leon Lambrecht	Magik Iame X30	DEU-Einbeck	Magik Kart Germany	8	49.738	0.491	5	88,447	
9	14	Nikola Trajkovski	Energy Corse Iame X30	DEU-Nürnberg	VM Energy Corse Germany/ ADAC N	9	49.802	0.555	8	88,334	
10	16	Philipp Leising	Energy Iame	DEU-Bruchmühlbac	VM Energy Corse Germany	9	49.837	0.590	8	88,272	
11	13	Gregory Koblitschek	KR IAME X30	DEU-Mayen	KSL Racing Team	9	49.911	0.664	6	88,141	
12	107	Cedric Erl	KR2 Iame X30	DEU-Waldsassen	MPK Engines	8	49.921	0.674	8	88,123	
13	40	Emil Drelok	OTK Kosmic IAME X30	DEU-Großschirma	Drelok-Racing-Team	8	49.978	0.731	6	88,023	
14	125	Teresa Schade	Magikkart Iame X30 Senic	DEU-Obernkirchen	Magikkart	8	50.178	0.931	6	87,672	
15	99	Philipp Bublitz	OTK 401T IAME X30	DEU-Neulußheim	AK-Racing	8	50.205	0.958	7	87,625	
16	103	Jonas Rosenecker	Sodi IAME	DEU-Leinfelden-Eck	JR Racing Team	8	50.258	1.011	8	87,532	
17	17	Max Ackermann	CRG KT2 Iame X30 Senior	DEU-Emmingen-Lip	RS-Motorsport	8	50.384	1.137	7	87,313	
18	20	Elin Ackermann	CRG KT2 Iame X30 Senior	DEU-Emmingen-Lip	RS-Motorsport	8	50.636	1.389	8	86,879	
19	18	Finn Schnitzler	KR IAME X30	DEU-Rheinbach	KSL Racing Team	4	50.701	1.454	4	86,768	
20	72	Tobias Burgstahler	Kosmic Iame X30	DEU-Mössingen	Stern Motorsport	8	50.772	1.525	6	86,646	
21	105	Vincent Stiffel	Redspeed IAME X30	DEU-Hofstetten	MAD Performance	8	50.851	1.604	7	86,512	
22	89	Mariella Poschinger	CRG IAME	DEU-Thyrnau	RS-Motorsport	7	50.879	1.632	7	86,464	
23	19	Paul Kunkel	Sodi Sigma RS3 2026 x30	DEU-Eltville am Rhe	Beule Kart Sodi Germany	8	50.994	1.747	8	86,269	
24	12	Max Starke	CRG KT2 Iame X30	DEU-Griesheim	CRG Deutschland	8	51.040	1.793	4	86,191	
25	81	Timo Eckstein	CRG IAME X30	DEU-Lindenfels	CRG Deutschland	8	51.271	2.024	8	85,803	
26	87	Selina Steinbeck	Kart Republic IAME X30 S	DEU-Groß-Zimmern	NB Motorsport	8	51.289	2.042	7	85,773	
27	97	Justin Märkl	OTK Racer 401 RR IAME X	DEU-Weyarn	Justin Märkl	8	51.339	2.092	7	85,689	
28	91	Thorvid Saß	KR IAME	DEU-Tamm	STERN MOTORSPORT				0	-	
Not classified											
DNS	8	Joelina Denzel	KR IAME X30	DEU-Ehingen	TR Motorsport / AMC Ehingen				0	-	

# SAKC Wackersdorf

## X30 Senior

## Prokart Raceland 1,222 Km

### Zeittraining

17.05.2026 10:40

### Qualifying (8:00 Time) started at 10:40:01

Lap	Lap Tm	Diff	Time of Day
<b>(55) Emilio Marcus Bernd</b>			
1	52.791	+3.544	10:42:02.273
2	50.270	+1.023	10:42:52.543
3	49.689	+0.442	10:43:42.232
4	49.247		10:44:31.479
5	49.584	+0.337	10:45:21.063
6	49.299	+0.052	10:46:10.362
7	50.005	+0.758	10:47:00.367
8	51.048	+1.801	10:47:51.415
<b>(24) Daniel Brozovic</b>			
1	52.706	+3.265	10:42:01.799
2	50.545	+1.104	10:42:52.344
3	49.804	+0.363	10:43:42.148
4	50.166	+0.725	10:44:32.314
5	49.573	+0.132	10:45:21.887
6	49.441		10:46:11.328
7	49.586	+0.145	10:47:00.914
8	49.584	+0.143	10:47:50.498
9	49.678	+0.237	10:48:40.176
<b>(31) Moritz Wolber</b>			
1	52.488	+2.991	10:42:49.051
2	53.541	+4.044	10:43:42.592
3	50.053	+0.556	10:44:32.645
4	50.153	+0.656	10:45:22.798
5	49.501	+0.004	10:46:12.299
6	49.497		10:47:01.796
7	49.953	+0.456	10:47:51.749
8	49.732	+0.235	10:48:41.481
<b>(5) Paul Locher</b>			
1	1:03.305	+13.721	10:42:41.321
2	53.328	+3.744	10:43:34.649
3	50.450	+0.866	10:44:25.099
4	49.918	+0.334	10:45:15.017
5	49.615	+0.031	10:46:04.632
6	49.652	+0.068	10:46:54.284
7	49.584		10:47:43.868
8	49.805	+0.221	10:48:33.673
<b>(33) Maro Pfeifer</b>			
1	53.023	+3.401	10:42:04.729
2	50.984	+1.362	10:42:55.713
3	50.443	+0.821	10:43:46.156
4	50.282	+0.660	10:44:36.438
5	49.899	+0.277	10:45:26.337
6	50.023	+0.401	10:46:16.360
7	49.944	+0.322	10:47:06.304
8	49.622		10:47:55.926
9	52.060	+2.438	10:48:47.986
<b>(101) Jan Schwarzer</b>			
1	52.980	+3.351	10:42:41.105
2	50.957	+1.328	10:43:32.062
3	50.024	+0.395	10:44:22.086
4	49.978	+0.349	10:45:12.064
5	49.799	+0.170	10:46:01.863
6	49.730	+0.101	10:46:51.593
7	49.747	+0.118	10:47:41.340
8	49.629		10:48:30.969
<b>(67) Fabian Burgstahler</b>			
1	52.620	+2.887	10:42:04.113
2	50.973	+1.240	10:42:55.086

Lap	Lap Tm	Diff	Time of Day
3	50.517	+0.784	10:43:45.603
4	50.155	+0.422	10:44:35.758
5	49.733		10:45:25.491
6	49.958	+0.225	10:46:15.449
7	49.768	+0.035	10:47:05.217
8	49.836	+0.103	10:47:55.053
9	51.968	+2.235	10:48:47.021
<b>(93) Leon Lambrecht</b>			
1	52.421	+2.683	10:42:41.948
2	51.393	+1.655	10:43:33.341
3	50.497	+0.759	10:44:23.838
4	49.848	+0.110	10:45:13.686
5	49.738		10:46:03.424
6	50.807	+1.069	10:46:54.231
7	55.937	+6.199	10:47:50.168
8	50.444	+0.706	10:48:40.612
<b>(14) Nikola Trajkovski</b>			
1	52.628	+2.826	10:42:03.719
2	50.946	+1.144	10:42:54.665
3	50.278	+0.476	10:43:44.943
4	50.058	+0.256	10:44:35.001
5	49.846	+0.044	10:45:24.847
6	50.162	+0.360	10:46:15.009
7	49.864	+0.062	10:47:04.873
8	49.802		10:47:54.675
9	50.523	+0.721	10:48:45.198
<b>(16) Philipp Leising</b>			
1	53.260	+3.423	10:42:03.620
2	51.325	+1.488	10:42:54.945
3	50.529	+0.692	10:43:45.474
4	50.601	+0.764	10:44:36.075
5	49.910	+0.073	10:45:25.985
6	50.050	+0.213	10:46:16.035
7	49.840	+0.003	10:47:05.875
8	49.837		10:47:55.712
9	51.738	+1.901	10:48:47.450
<b>(13) Gregory Koblitschek</b>			
1	52.954	+3.043	10:42:06.845
2	50.944	+1.033	10:42:57.789
3	50.299	+0.388	10:43:48.088
4	50.325	+0.414	10:44:38.413
5	50.125	+0.214	10:45:28.538
6	49.911		10:46:18.449
7	50.479	+0.568	10:47:08.928
8	50.152	+0.241	10:47:59.080
9	50.017	+0.106	10:48:49.097
<b>(107) Cedric Erl</b>			
1	55.823	+5.902	10:42:14.349
2	52.200	+2.279	10:43:06.549
3	52.955	+3.034	10:43:59.504
4	50.779	+0.858	10:44:50.283
5	50.400	+0.479	10:45:40.683
6	50.162	+0.241	10:46:30.845
7	50.077	+0.156	10:47:20.922
8	49.921		10:48:10.843
<b>(40) Emil Drelok</b>			
1	54.502	+4.524	10:42:15.442
2	51.308	+1.330	10:43:06.750
3	50.875	+0.897	10:43:57.625
4	50.457	+0.479	10:44:48.082

Lap	Lap Tm	Diff	Time of Day
5	50.158	+0.180	10:45:38.240
6	49.978		10:46:28.218
7	49.980	+0.002	10:47:18.198
8	50.050	+0.072	10:48:08.248
<b>(125) Teresa Schade</b>			
1	54.835	+4.657	10:42:10.251
2	52.352	+2.174	10:43:02.603
3	53.551	+3.373	10:43:56.154
4	52.250	+2.072	10:44:48.404
5	50.591	+0.413	10:45:38.995
6	50.178		10:46:29.173
7	50.289	+0.111	10:47:19.462
8	50.328	+0.150	10:48:09.790
<b>(99) Philipp Bublitz</b>			
1	56.489	+6.284	10:42:19.018
2	51.790	+1.585	10:43:10.808
3	50.911	+0.706	10:44:01.719
4	50.517	+0.312	10:44:52.236
5	50.216	+0.011	10:45:42.452
6	50.965	+0.760	10:46:33.417
7	50.205		10:47:23.622
8	50.556	+0.351	10:48:14.178
<b>(103) Jonas Rosenecker</b>			
1	57.298	+7.040	10:42:30.702
2	52.073	+1.815	10:43:22.775
3	53.390	+3.132	10:44:16.165
4	52.470	+2.212	10:45:08.635
5	50.341	+0.083	10:45:58.976
6	51.977	+1.719	10:46:50.953
7	50.622	+0.364	10:47:41.575
8	50.258		10:48:31.833
<b>(17) Max Ackermann</b>			
1	57.796	+7.412	10:42:23.851
2	52.761	+2.377	10:43:16.612
3	51.290	+0.906	10:44:07.902
4	50.761	+0.377	10:44:58.663
5	50.551	+0.167	10:45:49.214
6	52.316	+1.932	10:46:41.530
7	50.384		10:47:31.914
8	54.707	+4.323	10:48:26.621
<b>(20) Elin Ackermann</b>			
1	1:04.174	+13.538	10:42:41.006
2	56.338	+5.702	10:43:37.344
3	53.664	+3.028	10:44:31.008
4	52.659	+2.023	10:45:23.667
5	52.618	+1.982	10:46:16.285
6	51.310	+0.674	10:47:07.595
7	50.674	+0.038	10:47:58.269
8	50.636		10:48:48.905
<b>(18) Finn Schnitzler</b>			
1	53.365	+2.664	10:42:06.739
2	51.731	+1.030	10:42:58.470
3	51.166	+0.465	10:43:49.636
4	50.701		10:44:40.337
<b>(72) Tobias Burgstahler</b>			
1	54.300	+3.528	10:42:13.643
2	52.666	+1.894	10:43:06.309
3	51.224	+0.452	10:43:57.533
4	51.182	+0.410	10:44:48.715

# SAKC Wackersdorf

X30 Senior

Prokart Raceland 1,222 Km

Zeittraining

17.05.2026 10:40

Qualifying (8:00 Time) started at 10:40:01

Lap	Lap Tm	Diff	Time of Day
5	53.042	+2.270	10:45:41.757
6	50.772		10:46:32.529
7	50.863	+0.091	10:47:23.392
8	50.964	+0.192	10:48:14.356

(105) Vincent Stiffel

1	57.687	+6.836	10:42:22.600
2	54.343	+3.492	10:43:16.943
3	52.116	+1.265	10:44:09.059
4	51.546	+0.695	10:45:00.605
5	51.235	+0.384	10:45:51.840
6	51.064	+0.213	10:46:42.904
7	50.851		10:47:33.755
8	51.003	+0.152	10:48:24.758

(89) Mariella Poschinger

1	54.687	+3.808	10:43:21.175
2	53.285	+2.406	10:44:14.460
3	51.814	+0.935	10:45:06.274
4	51.187	+0.308	10:45:57.461
5	1:04.052	+13.173	10:47:01.513
6	52.591	+1.712	10:47:54.104
7	50.879		10:48:44.983

(19) Paul Kunkel

1	55.324	+4.330	10:42:12.955
2	53.554	+2.560	10:43:06.509
3	52.409	+1.415	10:43:58.918
4	51.842	+0.848	10:44:50.760
5	51.530	+0.536	10:45:42.290
6	51.036	+0.042	10:46:33.326
7	51.216	+0.222	10:47:24.542
8	50.994		10:48:15.536

(12) Max Starke

1	57.525	+6.485	10:42:30.507
2	52.076	+1.036	10:43:22.583
3	54.012	+2.972	10:44:16.595
4	51.040		10:45:07.635
5	51.061	+0.021	10:45:58.696
6	53.654	+2.614	10:46:52.350
7	51.959	+0.919	10:47:44.309
8	51.240	+0.200	10:48:35.549

(81) Timo Eckstein

1	59.247	+7.976	10:42:32.367
2	1:00.262	+8.991	10:43:32.629
3	52.455	+1.184	10:44:25.084
4	51.606	+0.335	10:45:16.690
5	51.516	+0.245	10:46:08.206
6	52.668	+1.397	10:47:00.874
7	51.448	+0.177	10:47:52.322
8	51.271		10:48:43.593

(87) Selina Steinbeck

1	56.807	+5.518	10:42:19.767
2	53.527	+2.238	10:43:13.294
3	52.291	+1.002	10:44:05.585
4	51.484	+0.195	10:44:57.069
5	51.694	+0.405	10:45:48.763
6	51.482	+0.193	10:46:40.245
7	51.289		10:47:31.534
8	51.314	+0.025	10:48:22.848

(97) Justin Märkl

1	56.338	+4.999	10:42:29.027
---	--------	--------	--------------

Lap	Lap Tm	Diff	Time of Day
2	52.629	+1.290	10:43:21.656
3	53.223	+1.884	10:44:14.879
4	51.935	+0.596	10:45:06.814
5	51.559	+0.220	10:45:58.373
6	51.397	+0.058	10:46:49.770
7	51.339		10:47:41.109
8	51.857	+0.518	10:48:32.966

Lap	Lap Tm	Diff	Time of Day
-----	--------	------	-------------

**SAKC Wackersdorf**

X30 Senior

Prokart Raceland 1,222 Km


Lauf 1 Rennen 4

17.05.2026 13:20

Race (16 Laps)

14	97	91
	27	28
13	81	87
	25	26
12	19	12
	23	24
11	105	89
	21	22
10	18	72
	19	20
9	17	20
	17	18
8	99	103
	15	16
7	40	125
	13	14
6	13	107
	11	12
5	14	16
	9	10
4	67	93
	7	8
3	33	101
	5	6
2	31	5
	3	4
1	55	24
	1	2

POLE POSITION 1



# SAKC Wackersdorf

X30 Senior


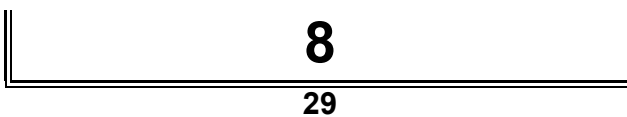
Prokart Raceland 1,222 Km

Lauf 1 Rennen 4

17.05.2026 13:20

Race (16 Laps)

15



Reg-Nr.: 110/2026

Orbits

Rennleiter: Andreas Schwarz

Zeitnahme: M.Wagner



CAMP  
COMPANY

MW-RACE  
CONSULTING

# SAKC Wackersdorf

**X30 Senior**

**Prokart Raceland 1,222 Km**

**Lauf 1 Rennen 4**

**17.05.2026 13:20**

**Race (16 Laps) started at 13:27:15**

Pos	No.	Name	Fabrikat	Wohnort	Bewerber/Sponsor	Laps	Total Tm	Diff	Best Tm	In Lap	Points	Comment
1	55	Emilio Marcus Bernd	Energy Corse IAME X3	DEU-Türkhe	VM Energy Corse Germany	16	13:20.839		49.457	10	25	
2	24	Daniel Brozovic	Energy Corse IAME	DEU-Waiblr	VM Energy Corse Germany	16	13:25.214	4.375	49.668	10	20	
3	101	Jan Schwarzer	CRG IAME	DEU-Regenl	RS-Motorsport	16	13:25.526	4.687	49.737	8	16	
4	31	Moritz Wolber	Redspeed IAME X30	DEU-Freibui	NEES RACING	16	13:25.772	4.933	49.788	10	13	
5	93	Leon Lambrecht	Magik Iame X30	DEU-Einbec	Magik Kart Germany	16	13:26.637	5.798	49.749	10	11	
6	67	Fabian Burgstahler	Kosmic Iame X30	DEU-Mössin	Stern Motorsport	16	13:29.069	8.230	49.951	13	10	
7	14	Nikola Trajkovski	Energy Corse Iame X3	DEU-Nürnb	VM Energy Corse Germany/ ADAC	16	13:29.139	8.300	49.913	10	9	
8	33	Maro Pfeifer	Kosmic IAME X30	DEU-Germe	Stern Motorsport Tierklinik Germei	16	13:33.654	12.815	49.986	11	8	
9	40	Emil Drelok	OTK Kosmic IAME X30	DEU-Großsc	Drelok-Racing-Team	16	13:34.935	14.096	50.022	9	7	
10	107	Cedric Erl	KR2 Iame X30	DEU-Walds	MPK Engines	16	13:36.021	15.182	50.199	13	6	
11	99	Philipp Bublitz	OTK 401T IAME X30	DEU-Neuluf	AK-Racing	16	13:38.982	18.143	50.225	13	5	
12	13	Gregory Koblitcshek	KR IAME X30	DEU-Mayen	KSL Racing Team	16	13:39.795	18.956	49.931	9	4	5 sec
13	16	Philipp Leising	Energy Iame	DEU-Bruchr	VM Energy Corse Germany	16	13:41.173	20.334	50.166	13	3	
14	125	Teresa Schade	Magikkart Iame X30 Si	DEU-Obernl	Magikkart	16	13:42.760	21.921	50.395	13	2	
15	103	Jonas Rosenecker	Sodi IAME	DEU-Leinfel	JR Racing Team	16	13:43.495	22.656	50.084	8	1	
16	18	Finn Schnitzler	KR IAME X30	DEU-Rheint	KSL Racing Team	16	13:44.873	24.034	50.083	11	0	5 sec
17	8	Joelina Denzel	KR IAME X30	DEU-Ehinge	TR Motorsport / AMC Ehingen	16	13:45.302	24.463	50.569	10	0	
18	17	Max Ackermann	CRG KT2 Iame X30 Se	DEU-Emmir	RS-Motorsport	16	13:47.449	26.610	50.460	11	0	
19	12	Max Starke	CRG KT2 Iame X30	DEU-Griesh	CRG Deutschland	16	13:47.749	26.910	50.738	7	0	
20	20	Elin Ackermann	CRG KT2 Iame X30 Se	DEU-Emmir	RS-Motorsport	16	13:47.917	27.078	50.519	16	0	
21	72	Tobias Burgstahler	Kosmic Iame X30	DEU-Mössin	Stern Motorsport	16	13:49.313	28.474	50.624	9	0	
22	5	Paul Locher	Lando Norris X30	DEU-Öpfing	SH-Kartsport/AMC Ehingen	16	13:54.226	33.387	50.060	8	0	
23	81	Timo Eckstein	CRG IAME X30	DEU-Linden	CRG Deutschland	16	14:02.253	41.414	51.484	12	0	
24	105	Vincent Stiffel	Redspeed IAME X30	DEU-Hofste	MAD Performance	16	14:06.218	45.379	50.951	11	0	5 sec
25	91	Thorvid Saß	KR IAME	DEU-Tamm	STERN MOTORSPORT	16	14:07.449	46.610	51.383	12	0	5 sec
26	97	Justin Märkl	OTK Racer 401 RR IAN	DEU-Weyari	Justin Märkl	16	14:11.156	50.317	51.812	11	0	
27	87	Selina Steinbeck	Kart Republic IAME X:	DEU-Groß-Z	NB Motorsport	16	14:17.524	56.685	51.402	7	0	10 sec
28	89	Mariella Poschinger	CRG IAME	DEU-Thyrna	RS-Motorsport		1.969	16 Laps		0	0	
29	19	Paul Kunkel	Sodi Sigma RS3 2026 :	DEU-Eltville	Beule Kart Sodi Germany		2.027	16 Laps		0	0	

**Announcements**

These results are provisional until the conclusion of any judicial and technical matters!

#87 +5 sec. time penalty (pushing)

#13, 18, 105, 91, 87 +5 sec. time penalty (front fairing)

Margin of Victory	Ø km/h	Best Lap Tm	km/h	Best Lap by
4.375	87,892	49.457	88,950	55 - Emilio Marcus Bernd

**Reg-Nr.: 110/2026** **Orbits**

Rennleiter: Andreas Schwarz Zeitnahme: M. Wagner

# SAKC Wackersdorf

## X30 Senior

## Prokart Raceland 1,222 Km

### Lauf 1 Rennen 4

17.05.2026 13:20

### Race (16 Laps) started at 13:27:15

Lap	Lap Tm	Diff	Time of Day
<b>(55) Emilio Marcus Bernd</b>			
1	53.411	+3.954	13:28:09.038
2	50.978	+1.521	13:29:00.016
3	50.297	+0.840	13:29:50.313
4	50.112	+0.655	13:30:40.425
5	49.957	+0.500	13:31:30.382
6	49.809	+0.352	13:32:20.191
7	49.624	+0.167	13:33:09.815
8	49.536	+0.079	13:33:59.351
9	49.522	+0.065	13:34:48.873
10	49.457		13:35:38.330
11	49.619	+0.162	13:36:27.949
12	49.638	+0.181	13:37:17.587
13	49.623	+0.166	13:38:07.210
14	49.689	+0.232	13:38:56.899
15	49.787	+0.330	13:39:46.686
16	49.780	+0.323	13:40:36.466

Lap	Lap Tm	Diff	Time of Day
<b>(24) Daniel Brozovic</b>			
1	53.314	+3.646	13:28:08.975
2	51.262	+1.594	13:29:00.237
3	51.457	+1.789	13:29:51.694
4	50.207	+0.539	13:30:41.901
5	49.983	+0.315	13:31:31.884
6	49.949	+0.281	13:32:21.833
7	49.738	+0.070	13:33:11.571
8	49.762	+0.094	13:34:01.333
9	49.735	+0.067	13:34:51.068
10	49.668		13:35:40.736
11	50.014	+0.346	13:36:30.750
12	49.939	+0.271	13:37:20.689
13	50.004	+0.336	13:38:10.693
14	49.909	+0.241	13:39:00.602
15	50.096	+0.428	13:39:50.698
16	50.143	+0.475	13:40:40.841

Lap	Lap Tm	Diff	Time of Day
<b>(101) Jan Schwarzer</b>			
1	53.891	+4.154	13:28:09.735
2	50.958	+1.221	13:29:00.693
3	51.427	+1.690	13:29:52.120
4	50.377	+0.640	13:30:42.497
5	50.017	+0.280	13:31:32.514
6	49.908	+0.171	13:32:22.422
7	49.845	+0.108	13:33:12.267
8	49.737		13:34:02.004
9	49.765	+0.028	13:34:51.769
10	49.738	+0.001	13:35:41.507
11	50.474	+0.737	13:36:31.981
12	49.828	+0.091	13:37:21.809
13	49.816	+0.079	13:38:11.625
14	49.775	+0.038	13:39:01.400
15	49.818	+0.081	13:39:51.218
16	49.935	+0.198	13:40:41.153

Lap	Lap Tm	Diff	Time of Day
<b>(31) Moritz Wolber</b>			
1	53.870	+4.082	13:28:09.602
2	50.968	+1.180	13:29:00.570
3	51.249	+1.461	13:29:51.819
4	50.222	+0.434	13:30:42.041
5	50.034	+0.246	13:31:32.075
6	49.981	+0.193	13:32:22.056
7	49.799	+0.011	13:33:11.855
8	49.829	+0.041	13:34:01.684
9	49.919	+0.131	13:34:51.603
10	49.788		13:35:41.391

Lap	Lap Tm	Diff	Time of Day
11	50.735	+0.947	13:36:32.126
12	49.940	+0.152	13:37:22.066
13	49.800	+0.012	13:38:11.866
14	49.788		13:39:01.654
15	49.884	+0.096	13:39:51.538
16	49.861	+0.073	13:40:41.399

Lap	Lap Tm	Diff	Time of Day
<b>(93) Leon Lambrecht</b>			
1	54.034	+4.285	13:28:10.036
2	51.680	+1.931	13:29:01.716
3	50.845	+1.096	13:29:52.561
4	50.432	+0.683	13:30:42.993
5	50.061	+0.312	13:31:33.054
6	49.927	+0.178	13:32:22.981
7	49.830	+0.081	13:33:12.811
8	49.839	+0.090	13:34:02.650
9	49.873	+0.124	13:34:52.523
10	49.749		13:35:42.272
11	50.022	+0.273	13:36:32.294
12	50.063	+0.314	13:37:22.357
13	49.904	+0.155	13:38:12.261
14	49.867	+0.118	13:39:02.128
15	50.067	+0.318	13:39:52.195
16	50.069	+0.320	13:40:42.264

Lap	Lap Tm	Diff	Time of Day
<b>(67) Fabian Burgstahler</b>			
1	54.347	+4.396	13:28:10.211
2	51.278	+1.327	13:29:01.489
3	50.873	+0.922	13:29:52.362
4	50.418	+0.467	13:30:42.780
5	50.409	+0.458	13:31:33.189
6	50.213	+0.262	13:32:23.402
7	50.169	+0.218	13:33:13.571
8	50.513	+0.562	13:34:04.084
9	50.207	+0.256	13:34:54.291
10	49.971	+0.020	13:35:44.262
11	49.997	+0.046	13:36:34.259
12	49.997	+0.046	13:37:24.256
13	49.951		13:38:14.207
14	49.975	+0.024	13:39:04.182
15	50.277	+0.326	13:39:54.459
16	50.237	+0.286	13:40:44.696

Lap	Lap Tm	Diff	Time of Day
<b>(14) Nikola Trajkovski</b>			
1	54.378	+4.465	13:28:10.384
2	51.553	+1.640	13:29:01.937
3	51.218	+1.305	13:29:53.155
4	50.132	+0.219	13:30:43.287
5	50.042	+0.129	13:31:33.329
6	50.267	+0.354	13:32:23.596
7	50.068	+0.155	13:33:13.664
8	50.185	+0.272	13:34:03.849
9	50.070	+0.157	13:34:53.919
10	49.913		13:35:43.832
11	50.044	+0.131	13:36:33.876
12	50.022	+0.109	13:37:23.898
13	50.019	+0.106	13:38:13.917
14	50.110	+0.197	13:39:04.027
15	50.239	+0.326	13:39:54.266
16	50.500	+0.587	13:40:44.766

Lap	Lap Tm	Diff	Time of Day
<b>(33) Maro Pfeifer</b>			
1	56.507	+6.521	13:28:12.813
2	51.038	+1.052	13:29:03.851
3	50.483	+0.497	13:29:54.334
4	50.285	+0.299	13:30:44.619

Lap	Lap Tm	Diff	Time of Day
5	50.972	+0.986	13:31:35.591
6	50.205	+0.219	13:32:25.796
7	50.465	+0.479	13:33:16.261
8	50.137	+0.151	13:34:06.398
9	50.026	+0.040	13:34:56.424
10	50.864	+0.878	13:35:47.288
11	49.986		13:36:37.274
12	51.116	+1.130	13:37:28.390
13	50.262	+0.276	13:38:18.652
14	50.152	+0.166	13:39:08.804
15	50.169	+0.183	13:39:58.973
16	50.308	+0.322	13:40:49.281

Lap	Lap Tm	Diff	Time of Day
<b>(40) Emil Drelok</b>			
1	55.291	+5.269	13:28:11.728
2	51.239	+1.217	13:29:02.967
3	50.785	+0.763	13:29:53.752
4	50.544	+0.522	13:30:44.296
5	50.976	+0.954	13:31:35.272
6	50.364	+0.342	13:32:25.636
7	50.178	+0.156	13:33:15.814
8	50.104	+0.082	13:34:05.918
9	50.022		13:34:55.940
10	51.071	+1.049	13:35:47.011
11	50.161	+0.139	13:36:37.172
12	51.469	+1.447	13:37:28.641
13	50.459	+0.437	13:38:19.100
14	50.161	+0.139	13:39:09.261
15	50.600	+0.578	13:39:59.861
16	50.701	+0.679	13:40:50.562

Lap	Lap Tm	Diff	Time of Day
<b>(107) Cedric Erl</b>			
1	57.191	+6.992	13:28:13.564
2	51.635	+1.436	13:29:05.199
3	50.992	+0.793	13:29:56.191
4	50.762	+0.563	13:30:46.953
5	50.628	+0.429	13:31:37.581
6	50.527	+0.328	13:32:28.108
7	50.407	+0.208	13:33:18.515
8	50.357	+0.158	13:34:08.872
9	50.301	+0.102	13:34:59.173
10	50.577	+0.378	13:35:49.750
11	50.467	+0.268	13:36:40.217
12	50.265	+0.066	13:37:30.482
13	50.199		13:38:20.681
14	50.242	+0.043	13:39:10.923
15	50.231	+0.032	13:40:01.154
16	50.494	+0.295	13:40:51.648

Lap	Lap Tm	Diff	Time of Day
<b>(99) Philipp Bubitz</b>			
1	57.872	+7.647	13:28:14.471
2	52.471	+2.246	13:29:06.942
3	51.264	+1.039	13:29:58.206
4	50.812	+0.587	13:30:49.018
5	50.523	+0.298	13:31:39.541
6	50.299	+0.074	13:32:29.840
7	50.416	+0.191	13:33:20.256
8	50.448	+0.223	13:34:10.704
9	50.395	+0.170	13:35:01.099
10	50.418	+0.193	13:35:51.517
11	50.428	+0.203	13:36:41.945
12	50.348	+0.123	13:37:32.293
13	50.225		13:38:22.518
14	50.695	+0.470	13:39:13.213
15	50.680	+0.455	13:40:03.893
16	50.716	+0.491	13:40:54.609

# SAKC Wackersdorf

X30 Senior

Prokart Raceland 1,222 Km

Lauf 1 Rennen 4

17.05.2026 13:20

Race (16 Laps) started at 13:27:15

Lap	Lap Tm	Diff	Time of Day
<b>(13) Gregory Koblitschek</b>			
1	54.508	+4.577	13:28:10.644
2	51.424	+1.493	13:29:02.068
3	51.550	+1.619	13:29:53.618
4	50.578	+0.647	13:30:44.196
5	50.851	+0.920	13:31:35.047
6	50.428	+0.497	13:32:25.475
7	50.401	+0.470	13:33:15.876
8	50.195	+0.264	13:34:06.071
9	49.931		13:34:56.002
10	51.560	+1.629	13:35:47.562
11	50.170	+0.239	13:36:37.732
12	50.975	+1.044	13:37:28.707
13	50.605	+0.674	13:38:19.312
14	50.076	+0.145	13:39:09.388
15	50.284	+0.353	13:39:59.672
16	50.750	+0.819	13:40:50.422

Lap	Lap Tm	Diff	Time of Day
<b>(16) Philipp Leising</b>			
1	58.069	+7.903	13:28:14.230
2	52.634	+2.468	13:29:06.864
3	50.935	+0.769	13:29:57.799
4	50.657	+0.491	13:30:48.456
5	50.630	+0.464	13:31:39.086
6	50.297	+0.131	13:32:29.383
7	50.371	+0.205	13:33:19.754
8	50.443	+0.277	13:34:10.197
9	50.193	+0.027	13:35:00.390
10	50.286	+0.120	13:35:50.676
11	50.281	+0.115	13:36:40.957
12	50.748	+0.582	13:37:31.705
13	50.166		13:38:21.871
14	53.876	+3.710	13:39:15.747
15	50.604	+0.438	13:40:06.351
16	50.449	+0.283	13:40:56.800

Lap	Lap Tm	Diff	Time of Day
<b>(125) Teresa Schade</b>			
1	59.236	+8.841	13:28:15.750
2	53.031	+2.636	13:29:08.781
3	51.247	+0.852	13:30:00.228
4	51.032	+0.637	13:30:51.060
5	51.027	+0.632	13:31:42.087
6	50.688	+0.293	13:32:32.775
7	50.611	+0.216	13:33:23.386
8	50.507	+0.112	13:34:13.893
9	50.661	+0.266	13:35:04.554
10	50.748	+0.353	13:35:55.302
11	50.693	+0.298	13:36:45.995
12	50.504	+0.109	13:37:36.499
13	50.395		13:38:26.894
14	50.436	+0.041	13:39:17.330
15	50.560	+0.165	13:40:07.890
16	50.497	+0.102	13:40:58.387

Lap	Lap Tm	Diff	Time of Day
<b>(103) Jonas Rosenecker</b>			
1	58.491	+8.407	13:28:15.189
2	55.107	+5.023	13:29:10.296
3	52.340	+2.256	13:30:02.636
4	51.495	+1.411	13:30:54.131
5	50.502	+0.418	13:31:44.633
6	50.980	+0.896	13:32:35.613
7	50.213	+0.129	13:33:25.826
8	50.084		13:34:15.910
9	50.400	+0.316	13:35:06.310
10	50.198	+0.114	13:35:56.508

Lap	Lap Tm	Diff	Time of Day
11	50.423	+0.339	13:36:46.931
12	50.679	+0.595	13:37:37.610
13	50.596	+0.512	13:38:28.206
14	50.158	+0.074	13:39:18.364
15	50.312	+0.228	13:40:08.676
16	50.446	+0.362	13:40:59.122

Lap	Lap Tm	Diff	Time of Day
<b>(18) Finn Schnitzler</b>			
1	57.441	+7.358	13:28:14.522
2	52.053	+1.970	13:29:06.575
3	50.849	+0.766	13:29:57.424
4	50.757	+0.674	13:30:48.181
5	50.677	+0.594	13:31:38.858
6	50.242	+0.159	13:32:29.100
7	50.587	+0.504	13:33:19.687
8	50.794	+0.711	13:34:10.481
9	50.313	+0.230	13:35:00.794
10	50.244	+0.161	13:35:51.038
11	50.083		13:36:41.121
12	50.289	+0.206	13:37:31.410
13	50.300	+0.217	13:38:21.710
14	52.931	+2.848	13:39:14.641
15	50.450	+0.367	13:40:05.091
16	50.409	+0.326	13:40:55.500

Lap	Lap Tm	Diff	Time of Day
<b>(8) Joellina Denzel</b>			
1	56.487	+5.918	13:28:15.327
2	52.076	+1.507	13:29:07.403
3	52.221	+1.652	13:29:59.624
4	51.064	+0.495	13:30:50.688
5	51.091	+0.522	13:31:41.779
6	50.697	+0.128	13:32:32.476
7	51.192	+0.623	13:33:23.668
8	50.720	+0.151	13:34:14.388
9	50.895	+0.326	13:35:05.283
10	50.569		13:35:55.852
11	50.864	+0.295	13:36:46.716
12	50.662	+0.093	13:37:37.378
13	50.897	+0.328	13:38:28.275
14	50.799	+0.230	13:39:19.074
15	50.732	+0.163	13:40:09.806
16	51.123	+0.554	13:41:00.929

Lap	Lap Tm	Diff	Time of Day
<b>(17) Max Ackermann</b>			
1	58.759	+8.299	13:28:15.760
2	53.604	+3.144	13:29:09.364
3	52.262	+1.802	13:30:01.626
4	51.459	+0.999	13:30:53.085
5	51.359	+0.899	13:31:44.444
6	51.608	+1.148	13:32:36.052
7	50.630	+0.170	13:33:26.682
8	50.620	+0.160	13:34:17.302
9	50.803	+0.343	13:35:08.105
10	50.597	+0.137	13:35:58.702
11	50.460		13:36:49.162
12	50.557	+0.097	13:37:39.719
13	50.530	+0.070	13:38:30.249
14	50.971	+0.511	13:39:21.220
15	50.973	+0.513	13:40:12.193
16	50.883	+0.423	13:41:03.076

Lap	Lap Tm	Diff	Time of Day
<b>(12) Max Starke</b>			
1	57.099	+6.361	13:28:14.769
2	54.333	+3.595	13:29:09.102
3	51.365	+0.627	13:30:00.467
4	51.195	+0.457	13:30:51.662

Lap	Lap Tm	Diff	Time of Day
5	50.813	+0.075	13:31:42.475
6	50.842	+0.104	13:32:33.317
7	50.738		13:33:24.055
8	51.046	+0.308	13:34:15.101
9	51.155	+0.417	13:35:06.256
10	50.958	+0.220	13:35:57.214
11	50.850	+0.112	13:36:48.064
12	50.797	+0.059	13:37:38.861
13	51.212	+0.474	13:38:30.073
14	50.957	+0.219	13:39:21.030
15	51.050	+0.312	13:40:12.080
16	51.296	+0.558	13:41:03.376

Lap	Lap Tm	Diff	Time of Day
<b>(20) Elin Ackermann</b>			
1	58.927	+8.408	13:28:16.013
2	53.936	+3.417	13:29:09.949
3	52.447	+1.928	13:30:02.396
4	51.490	+0.971	13:30:53.886
5	51.201	+0.682	13:31:45.087
6	51.416	+0.897	13:32:36.503
7	50.649	+0.130	13:33:27.152
8	50.622	+0.103	13:34:17.774
9	50.778	+0.259	13:35:08.552
10	50.587	+0.068	13:35:59.139
11	50.647	+0.128	13:36:49.786
12	50.685	+0.166	13:37:40.471
13	51.269	+0.750	13:38:31.740
14	50.752	+0.233	13:39:22.492
15	50.533	+0.014	13:40:13.025
16	50.519		13:41:03.544

Lap	Lap Tm	Diff	Time of Day
<b>(72) Tobias Burgstahler</b>			
1	58.438	+7.814	13:28:15.595
2	53.894	+3.270	13:29:09.489
3	51.984	+1.360	13:30:01.473
4	51.565	+0.941	13:30:53.038
5	51.373	+0.749	13:31:44.411
6	51.960	+1.336	13:32:36.371
7	50.631	+0.007	13:33:27.002
8	50.691	+0.067	13:34:17.693
9	50.624		13:35:08.317
10	50.688	+0.064	13:35:59.005
11	50.665	+0.041	13:36:49.670
12	50.703	+0.079	13:37:40.373
13	51.285	+0.661	13:38:31.658
14	51.297	+0.673	13:39:22.955
15	51.007	+0.383	13:40:13.962
16	50.978	+0.354	13:41:04.940

Lap	Lap Tm	Diff	Time of Day
<b>(5) Paul Locher</b>			
1	53.614	+3.554	13:28:09.357
2	50.997	+0.937	13:29:00.354
3	1:13.760	+23.700	13:30:14.114
4	50.889	+0.829	13:31:05.003
5	50.386	+0.326	13:31:55.389
6	50.740	+0.680	13:32:46.129
7	50.220	+0.160	13:33:36.349
8	50.060		13:34:26.409
9	50.522	+0.462	13:35:16.931
10	50.168	+0.108	13:36:07.099
11	50.337	+0.277	13:36:57.436
12	50.365	+0.305	13:37:47.801
13	50.267	+0.207	13:38:38.068
14	50.484	+0.424	13:39:28.552
15	50.601	+0.541	13:40:19.153
16	50.700	+0.640	13:41:09.853

# SAKC Wackersdorf

X30 Senior

Prokart Raceland 1,222 Km

Lauf 1 Rennen 4

17.05.2026 13:20

Race (16 Laps) started at 13:27:15

Lap	Lap Tm	Diff	Time of Day
<b>(81) Timo Eckstein</b>			
1	58.099	+6.615	13:28:16.647
2	54.480	+2.996	13:29:11.127
3	52.518	+1.034	13:30:03.645
4	52.219	+0.735	13:30:55.864
5	52.059	+0.575	13:31:47.923
6	52.031	+0.547	13:32:39.954
7	51.704	+0.220	13:33:31.658
8	51.755	+0.271	13:34:23.413
9	52.367	+0.883	13:35:15.780
10	51.918	+0.434	13:36:07.698
11	51.498	+0.014	13:36:59.196
12	51.484		13:37:50.680
13	51.731	+0.247	13:38:42.411
14	51.880	+0.396	13:39:34.291
15	51.565	+0.081	13:40:25.856
16	52.024	+0.540	13:41:17.880

Lap	Lap Tm	Diff	Time of Day
<b>(105) Vincent Stiffel</b>			
1	1:02.712	+11.761	13:28:20.261
2	52.993	+2.042	13:29:13.254
3	52.209	+1.258	13:30:05.463
4	52.025	+1.074	13:30:57.488
5	51.600	+0.649	13:31:49.088
6	52.234	+1.283	13:32:41.322
7	51.644	+0.693	13:33:32.966
8	52.084	+1.133	13:34:25.050
9	51.733	+0.782	13:35:16.783
10	51.581	+0.630	13:36:08.364
11	50.951		13:36:59.315
12	51.517	+0.566	13:37:50.832
13	51.675	+0.724	13:38:42.507
14	51.237	+0.286	13:39:33.744
15	51.758	+0.807	13:40:25.502
16	51.343	+0.392	13:41:16.845

Lap	Lap Tm	Diff	Time of Day
<b>(91) Thorvid Saß</b>			
1	58.605	+7.222	13:28:16.716
2	54.539	+3.156	13:29:11.255
3	52.658	+1.275	13:30:03.913
4	52.142	+0.759	13:30:56.055
5	52.272	+0.889	13:31:48.327
6	51.689	+0.306	13:32:40.016
7	52.020	+0.637	13:33:32.036
8	51.567	+0.184	13:34:23.603
9	51.776	+0.393	13:35:15.379
10	51.753	+0.370	13:36:07.132
11	51.700	+0.317	13:36:58.832
12	51.383		13:37:50.215
13	51.450	+0.067	13:38:41.665
14	51.708	+0.325	13:39:33.373
15	52.257	+0.874	13:40:25.630
16	52.446	+1.063	13:41:18.076

Lap	Lap Tm	Diff	Time of Day
<b>(97) Justin Märkl</b>			
1	57.594	+5.782	13:28:16.354
2	53.794	+1.982	13:29:10.148
3	52.428	+0.616	13:30:02.576
4	53.051	+1.239	13:30:55.627
5	53.201	+1.389	13:31:48.828
6	52.033	+0.221	13:32:40.861
7	51.934	+0.122	13:33:32.795
8	52.624	+0.812	13:34:25.419
9	52.391	+0.579	13:35:17.810
10	52.010	+0.198	13:36:09.820

Lap	Lap Tm	Diff	Time of Day
11	51.812		13:37:01.632
12	52.565	+0.753	13:37:54.197
13	52.816	+1.004	13:38:47.013
14	54.147	+2.335	13:39:41.160
15	52.506	+0.694	13:40:33.666
16	53.117	+1.305	13:41:26.783

Lap	Lap Tm	Diff	Time of Day
<b>(87) Selina Steinbeck</b>			
1	1:06.544	+15.142	13:28:24.427
2	53.539	+2.137	13:29:17.966
3	52.286	+0.884	13:30:10.252
4	52.009	+0.607	13:31:02.261
5	52.001	+0.599	13:31:54.262
6	52.046	+0.644	13:32:46.308
7	51.402		13:33:37.710
8	51.647	+0.245	13:34:29.357
9	51.606	+0.204	13:35:20.963
10	51.652	+0.250	13:36:12.615
11	51.595	+0.193	13:37:04.210
12	51.559	+0.157	13:37:55.769
13	51.569	+0.167	13:38:47.338
14	51.941	+0.539	13:39:39.279
15	51.824	+0.422	13:40:31.103
16	52.048	+0.646	13:41:23.151

Lap	Lap Tm	Diff	Time of Day
-----	--------	------	-------------

# SAKC Wackersdorf

# Lapchart

**X30 Senior**

**Prokart Raceland 1,222 Km**

**Lauf 1 Rennen 4**

**17.05.2026 13:20**

**Race (16 Laps) started at 13:27:15**

Competitors	Laps																
	0	1	2	3	4	5	6	7	8	9	10	11	12	13	14	15	16
Emilio Marcus Bernd (55)	1	55	24	55	55	55	55	55	55	55	55	55	55	55	55	55	55
Daniel Brozovic (24)	2	24	55	24	24	24	24	24	24	24	24	24	24	24	24	24	24
Moritz Wolber (31)	3	31	5	5	31	31	31	31	31	31	31	101	101	101	101	101	101
Paul Locher (5)	4	5	31	31	101	101	101	101	101	101	101	31	31	31	31	31	31
Jan Schwarzer (101)	5	101	101	101	67	67	93	93	93	93	93	93	93	93	93	93	93
Fabian Burgstahler (67)	6	67	93	67	93	93	67	67	67	14	14	14	14	14	14	14	67
Leon Lambrecht (93)	7	93	67	93	14	14	14	14	14	67	67	67	67	67	67	67	14
Nikola Trajkovski (14)	8	14	14	14	13	13	13	13	40	40	40	40	40	33	33	33	33
Gregory Koblitschek (13)	9	13	13	13	40	40	40	40	13	13	13	33	33	40	40	40	13
Philipp Leising (16)	10	16	40	40	33	33	33	33	33	33	13	13	13	13	13	40	40
Maro Pfeifer (33)	11	33	33	33	107	107	107	107	107	107	107	107	107	107	107	107	107
Cedric Erl (107)	12	107	107	107	18	18	18	18	18	16	16	16	16	18	18	99	99
Emil Drelok (40)	13	40	16	18	16	16	16	16	16	18	18	18	18	16	16	18	18
Teresa Schade (125)	14	125	99	16	99	99	99	99	99	99	99	99	99	99	99	16	16
Philipp Bublitz (99)	15	99	18	99	8	8	8	8	125	125	125	125	125	125	125	125	125
Jonas Rosenecker (103)	16	103	12	8	125	125	125	125	8	8	8	8	8	8	103	103	103
Max Ackermann (17)	17	17	103	125	12	12	12	12	12	12	103	103	103	8	8	8	8
Finn Schnitzler (18)	18	18	8	12	72	72	72	103	103	103	12	12	12	12	12	12	17
Elin Ackermann (20)	19	20	72	17	17	17	17	17	17	17	17	17	17	17	17	17	12
Tobias Burgstahler (72)	20	72	125	72	20	20	103	72	72	72	72	72	72	72	20	20	20
Vincent Stiffel (105)	21	105	17	20	97	103	20	20	20	20	20	20	20	20	72	72	72
Mariella Poschinger (89)	22	89	20	97	103	97	81	81	81	81	91	5	5	5	5	5	5
Paul Kunkel (19)	23	19	97	103	81	81	91	91	91	91	81	91	91	91	91	105	105
Max Starke (12)	24	12	81	81	91	91	97	97	97	105	105	81	81	81	81	105	81
Selina Steinbeck (87)	25	87	91	91	105	105	105	105	105	97	5	105	105	105	105	81	81
Thorvid Saß (91)	26	91	105	105	87	87	87	5	5	5	97	97	97	97	97	87	87
Timo Eckstein (81)	27	81	87	87	5	5	5	87	87	87	87	87	87	87	87	97	97
Justin Märkl (97)	28	97															
Joelina Denzel (8)	29	8															

# SAKC Wackersdorf

X30 Senior

Prokart Raceland 1,222 Km

Lauf 2 Rennen 9


17.05.2026 15:35

Race (16 Laps)

14	87
	27
13	91
	25
12	81
	23
11	72
	21
10	12
	19
9	8
	17
8	103
	15
7	16
	13
6	99
	11
5	40
	9
4	14
	7
3	93
	5
2	101
	3
1	55
	1

POLE POSITION

89
28
97
26
105
24
5
22
20
20
17
18
18
16
125
14
13
12
107
10
33
8
67
6
31
4
24
2



# SAKC Wackersdorf

X30 Senior

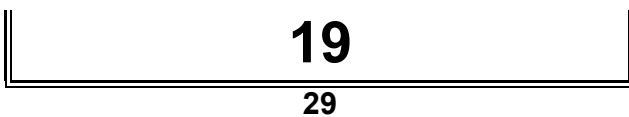
Prokart Raceland 1,222 Km

Lauf 2 Rennen 9

17.05.2026 15:35

Race (16 Laps)

15



Reg-Nr.: 110/2026

Orbits

Rennleiter: Andreas Schwarz

Zeitnahme: M.Wagner



Aushang h



# SAKC Wackersdorf

**X30 Senior**

**Prokart Raceland 1,222 Km**

**Lauf 2 Rennen 9**

**17.05.2026 15:35**

**Race (16 Laps) started at 15:40:49**

Pos	No.	Name	Fabrikat	Wohnort	Bewerber/Sponsor	Laps	Total Tm	Diff	Best Tm	In Lap	Points	Comment
1	55	Emilio Marcus Bernd	Energy Corse IAME X3	DEU-Türkhe	VM Energy Corse Germany	16	13:25.592		49.873	14	25	
2	24	Daniel Brozovic	Energy Corse IAME	DEU-Waiblr	VM Energy Corse Germany	16	13:27.189	1.597	49.976	11	20	
3	8	Joelina Denzel	KR IAME X30	DEU-Ehinge	TR Motorsport / AMC Ehingen	16	13:27.425	1.833	49.801	16	16	
4	31	Moritz Wolber	Redspeed IAME X30	DEU-Freibui	NEES RACING	16	13:27.765	2.173	49.873	13	13	
5	101	Jan Schwarzer	CRG IAME	DEU-Regen:	RS-Motorsport	16	13:27.922	2.330	49.840	12	11	
6	93	Leon Lambrecht	Magik Iame X30	DEU-Einbec	Magik Kart Germany	16	13:29.802	4.210	49.985	11	10	
7	67	Fabian Burgstahler	Kosmic Iame X30	DEU-Mössin	Stern Motorsport	16	13:32.406	6.814	50.045	12	9	
8	14	Nikola Trajkovski	Energy Corse Iame X3	DEU-Nürnb	VM Energy Corse Germany/ ADAC	16	13:32.856	7.264	50.110	10	8	
9	33	Maro Pfeifer	Kosmic IAME X30	DEU-Germe	Stern Motorsport Tierklinik Germe	16	13:33.082	7.490	50.058	8	7	
10	40	Emil Drelok	OTK Kosmic IAME X30	DEU-Großsc	Drelok-Racing-Team	16	13:37.037	11.445	50.240	7	6	
11	16	Philipp Leising	Energy Iame	DEU-Bruchr	VM Energy Corse Germany	16	13:37.372	11.780	50.177	16	5	
12	13	Gregory Koblitschek	KR IAME X30	DEU-Mayen	KSL Racing Team	16	13:37.513	11.921	50.207	15	4	
13	5	Paul Locher	Lando Norris X30	DEU-Öpfing	SH-Kartsport/AMC Ehingen	16	13:38.344	12.752	49.929	15	3	
14	99	Philipp Bublitz	OTK 401T IAME X30	DEU-Neuluf	AK-Racing	16	13:40.449	14.857	50.535	14	2	
15	103	Jonas Rosenecker	Sodi IAME	DEU-Leinfel	JR Racing Team	16	13:42.245	16.653	50.243	7	1	5 sec
16	18	Finn Schnitzler	KR IAME X30	DEU-Rheint	KSL Racing Team	16	13:43.196	17.604	50.293	10	0	
17	107	Cedric Erl	KR2 Iame X30	DEU-Walds	MPK Engines	16	13:43.499	17.907	50.473	14	0	
18	17	Max Ackermann	CRG KT2 Iame X30 Se	DEU-Emmir	RS-Motorsport	16	13:50.145	24.553	50.767	16	0	
19	72	Tobias Burgstahler	Kosmic Iame X30	DEU-Mössin	Stern Motorsport	16	13:50.636	25.044	50.907	13	0	
20	125	Teresa Schade	Magikkart Iame X30 S	DEU-Obernl	Magikkart	16	13:54.772	29.180	50.416	10	0	
21	12	Max Starke	CRG KT2 Iame X30	DEU-Griesh	CRG Deutschland	16	13:56.013	30.421	51.016	16	0	
22	81	Timo Eckstein	CRG IAME X30	DEU-Linden	CRG Deutschland	16	14:01.958	36.366	51.537	10	0	
23	105	Vincent Stiffel	Redspeed IAME X30	DEU-Hofste	MAD Performance	16	14:04.389	38.797	51.072	14	0	5 sec
24	97	Justin Märkl	OTK Racer 401 RR IAN	DEU-Weyar	Justin Märkl	16	14:07.635	42.043	51.784	7	0	
25	19	Paul Kunkel	Sodi Sigma RS3 2026 :	DEU-Eltville	Beule Kart Sodi Germany	16	14:07.671	42.079	51.806	13	0	
26	20	Elin Ackermann	CRG KT2 Iame X30 Se	DEU-Emmir	RS-Motorsport	16	14:07.867	42.275	50.751	12	0	
27	91	Thorvid Saß	KR IAME	DEU-Tamm	STERN MOTORSPORT	16	14:10.678	45.086	51.464	12	0	5 sec
28	89	Mariella Poschinger	CRG IAME	DEU-Thyrna	RS-Motorsport	16	14:11.998	46.406	50.461	10	0	5 sec
29	87	Selina Steinbeck	Kart Republic IAME X:	DEU-Groß-Z	NB Motorsport	3	2:46.561	13 Laps	52.698	3	0	

**Announcements**

These results are provisional until the conclusion of any judicial and technical matters!  
 #105, 91, 89, 103 +5 sec. time penalty (front fairing)

Margin of Victory	Ø km/h	Best Lap Tm	km/h	Best Lap by
1.597	87,373	49.801	88,336	8 - Joelina Denzel

Reg-Nr.: 110/2026

Orbits

Rennleiter: Andreas Schwarz

Zeitnahme: M. Wagner



# SAKC Wackersdorf

X30 Senior

Prokart Raceland 1,222 Km

Lauf 2 Rennen 9

17.05.2026 15:35

Race (16 Laps) started at 15:40:49

Lap	Lap Tm	Diff	Time of Day
<b>(55) Emilio Marcus Bernd</b>			
1	52.733	+2.860	15:41:42.187
2	50.873	+1.000	15:42:33.060
3	50.920	+1.047	15:43:23.980
4	50.404	+0.531	15:44:14.384
5	50.408	+0.535	15:45:04.792
6	50.151	+0.278	15:45:54.943
7	50.089	+0.216	15:46:45.032
8	50.096	+0.223	15:47:35.128
9	50.080	+0.207	15:48:25.208
10	49.942	+0.069	15:49:15.150
11	50.008	+0.135	15:50:05.158
12	50.047	+0.174	15:50:55.205
13	49.922	+0.049	15:51:45.127
14	49.873		15:52:35.000
15	49.910	+0.037	15:53:24.910
16	50.136	+0.263	15:54:15.046

Lap	Lap Tm	Diff	Time of Day
<b>(24) Daniel Brozovic</b>			
1	53.203	+3.227	15:41:42.744
2	50.805	+0.829	15:42:33.549
3	50.860	+0.884	15:43:24.409
4	50.613	+0.637	15:44:15.022
5	50.431	+0.455	15:45:05.453
6	50.282	+0.306	15:45:55.735
7	50.095	+0.119	15:46:45.830
8	50.216	+0.240	15:47:36.046
9	50.187	+0.211	15:48:26.233
10	50.174	+0.198	15:49:16.407
11	49.976		15:50:06.383
12	50.045	+0.069	15:50:56.428
13	50.012	+0.036	15:51:46.440
14	49.994	+0.018	15:52:36.434
15	50.059	+0.083	15:53:26.493
16	50.150	+0.174	15:54:16.643

Lap	Lap Tm	Diff	Time of Day
<b>(8) Joeline Denzel</b>			
1	54.091	+4.290	15:41:44.459
2	50.702	+0.901	15:42:35.161
3	51.886	+2.085	15:43:27.047
4	50.398	+0.597	15:44:17.445
5	50.154	+0.353	15:45:07.599
6	50.054	+0.253	15:45:57.653
7	49.940	+0.139	15:46:47.593
8	50.004	+0.203	15:47:37.597
9	49.970	+0.169	15:48:27.567
10	49.949	+0.148	15:49:17.516
11	49.841	+0.040	15:50:07.357
12	49.995	+0.194	15:50:57.352
13	49.866	+0.065	15:51:47.218
14	49.899	+0.098	15:52:37.117
15	49.961	+0.160	15:53:27.078
16	49.801		15:54:16.879

Lap	Lap Tm	Diff	Time of Day
<b>(31) Moritz Wolber</b>			
1	53.217	+3.344	15:41:42.839
2	51.770	+1.897	15:42:34.609
3	51.657	+1.784	15:43:26.266
4	50.443	+0.570	15:44:16.709
5	50.405	+0.532	15:45:07.114
6	50.208	+0.335	15:45:57.322
7	50.086	+0.213	15:46:47.408
8	50.473	+0.600	15:47:37.881
9	50.031	+0.158	15:48:27.912
10	49.908	+0.035	15:49:17.820

Lap	Lap Tm	Diff	Time of Day
11	49.876	+0.003	15:50:07.696
12	49.892	+0.019	15:50:57.588
13	49.873		15:51:47.461
14	49.889	+0.016	15:52:37.350
15	49.935	+0.062	15:53:27.285
16	49.934	+0.061	15:54:17.219

Lap	Lap Tm	Diff	Time of Day
<b>(101) Jan Schwarzer</b>			
1	52.995	+3.155	15:41:42.524
2	52.003	+2.163	15:42:34.527
3	51.814	+1.974	15:43:26.341
4	50.645	+0.805	15:44:16.986
5	50.386	+0.546	15:45:07.372
6	50.132	+0.292	15:45:57.504
7	50.416	+0.576	15:46:47.920
8	50.090	+0.250	15:47:38.010
9	50.125	+0.285	15:48:28.135
10	49.967	+0.127	15:49:18.102
11	49.952	+0.112	15:50:08.054
12	49.840		15:50:57.894
13	49.860	+0.020	15:51:47.754
14	49.870	+0.030	15:52:37.624
15	49.887	+0.047	15:53:27.511
16	49.865	+0.025	15:54:17.376

Lap	Lap Tm	Diff	Time of Day
<b>(93) Leon Lambrecht</b>			
1	53.650	+3.665	15:41:43.292
2	51.452	+1.467	15:42:34.744
3	51.904	+1.919	15:43:26.648
4	50.601	+0.616	15:44:17.249
5	50.726	+0.741	15:45:07.975
6	50.193	+0.208	15:45:58.168
7	50.131	+0.146	15:46:48.299
8	50.008	+0.023	15:47:38.307
9	50.160	+0.175	15:48:28.467
10	50.070	+0.085	15:49:18.537
11	49.985		15:50:08.522
12	50.053	+0.068	15:50:58.575
13	50.042	+0.057	15:51:48.617
14	50.242	+0.257	15:52:38.859
15	50.181	+0.196	15:53:29.040
16	50.216	+0.231	15:54:19.256

Lap	Lap Tm	Diff	Time of Day
<b>(67) Fabian Burgstahler</b>			
1	54.490	+4.445	15:41:44.200
2	51.202	+1.157	15:42:35.402
3	51.962	+1.917	15:43:27.364
4	50.558	+0.513	15:44:17.922
5	50.578	+0.533	15:45:08.500
6	50.298	+0.253	15:45:58.798
7	50.135	+0.090	15:46:48.933
8	50.165	+0.120	15:47:39.098
9	50.274	+0.229	15:48:29.372
10	50.202	+0.157	15:49:19.574
11	50.237	+0.192	15:50:09.811
12	50.045		15:50:59.856
13	50.090	+0.045	15:51:49.946
14	50.764	+0.719	15:52:40.710
15	50.343	+0.298	15:53:31.053
16	50.807	+0.762	15:54:21.860

Lap	Lap Tm	Diff	Time of Day
<b>(14) Nikola Trajkovski</b>			
1	53.973	+3.863	15:41:43.711
2	51.109	+0.999	15:42:34.820
3	52.319	+2.209	15:43:27.139
4	50.517	+0.407	15:44:17.656

Lap	Lap Tm	Diff	Time of Day
5	50.454	+0.344	15:45:08.110
6	50.223	+0.113	15:45:58.333
7	50.250	+0.140	15:46:48.583
8	50.148	+0.038	15:47:38.731
9	50.124	+0.014	15:48:28.855
10	50.110		15:49:18.965
11	50.336	+0.226	15:50:09.301
12	50.256	+0.146	15:50:59.557
13	50.463	+0.353	15:51:50.020
14	50.906	+0.796	15:52:40.926
15	50.263	+0.153	15:53:31.189
16	51.121	+1.011	15:54:22.310

Lap	Lap Tm	Diff	Time of Day
<b>(33) Maro Pfeifer</b>			
1	55.586	+5.528	15:41:45.373
2	51.001	+0.943	15:42:36.374
3	51.310	+1.252	15:43:27.684
4	50.528	+0.470	15:44:18.212
5	50.581	+0.523	15:45:08.793
6	50.364	+0.306	15:45:59.157
7	50.395	+0.337	15:46:49.552
8	50.058		15:47:39.610
9	50.177	+0.119	15:48:29.787
10	50.110	+0.052	15:49:19.897
11	50.187	+0.129	15:50:10.084
12	50.432	+0.374	15:51:00.516
13	50.070	+0.012	15:51:50.586
14	50.761	+0.703	15:52:41.347
15	50.342	+0.284	15:53:31.689
16	50.847	+0.789	15:54:22.536

Lap	Lap Tm	Diff	Time of Day
<b>(40) Emil Drelok</b>			
1	54.930	+4.690	15:41:44.748
2	50.978	+0.738	15:42:35.726
3	52.023	+1.783	15:43:27.749
4	50.690	+0.450	15:44:18.439
5	50.641	+0.401	15:45:09.080
6	50.600	+0.360	15:45:59.680
7	50.240		15:46:49.920
8	50.341	+0.101	15:47:40.261
9	50.490	+0.250	15:48:30.751
10	50.773	+0.533	15:49:21.524
11	51.203	+0.963	15:50:12.727
12	50.497	+0.257	15:51:03.224
13	50.422	+0.182	15:51:53.646
14	50.510	+0.270	15:52:44.156
15	51.143	+0.903	15:53:35.299
16	51.192	+0.952	15:54:26.491

Lap	Lap Tm	Diff	Time of Day
<b>(16) Philipp Leising</b>			
1	56.542	+6.365	15:41:46.720
2	52.348	+2.171	15:42:39.068
3	51.133	+0.956	15:43:30.201
4	50.921	+0.744	15:44:21.122
5	51.869	+1.692	15:45:12.991
6	50.578	+0.401	15:46:03.569
7	50.220	+0.043	15:46:53.789
8	50.236	+0.059	15:47:44.025
9	50.836	+0.659	15:48:34.861
10	50.403	+0.226	15:49:25.264
11	50.348	+0.171	15:50:15.612
12	50.363	+0.186	15:51:05.975
13	50.207	+0.030	15:51:56.182
14	50.261	+0.084	15:52:46.443
15	50.206	+0.029	15:53:36.649
16	50.177		15:54:26.826

# SAKC Wackersdorf

X30 Senior

Prokart Raceland 1,222 Km

Lauf 2 Rennen 9

17.05.2026 15:35

Race (16 Laps) started at 15:40:49

Lap	Lap Tm	Diff	Time of Day
<b>(13) Gregory Koblitschek</b>			
1	55.579	+5.372	15:41:46.598
2	51.760	+1.553	15:42:38.358
3	51.253	+1.046	15:43:29.611
4	51.338	+1.131	15:44:20.949
5	50.807	+0.600	15:45:11.756
6	50.461	+0.254	15:46:02.217
7	50.355	+0.148	15:46:52.572
8	50.863	+0.656	15:47:43.435
9	51.353	+1.146	15:48:34.788
10	50.585	+0.378	15:49:25.373
11	50.354	+0.147	15:50:15.727
12	50.312	+0.105	15:51:06.039
13	50.259	+0.052	15:51:56.298
14	50.225	+0.018	15:52:46.523
15	50.207		15:53:36.730
16	50.237	+0.030	15:54:26.967

Lap	Lap Tm	Diff	Time of Day
<b>(5) Paul Locher</b>			
1	56.320	+6.391	15:41:48.445
2	52.973	+3.044	15:42:41.418
3	51.317	+1.388	15:43:32.735
4	50.475	+0.546	15:44:23.210
5	50.879	+0.950	15:45:14.089
6	50.986	+1.057	15:46:05.075
7	50.728	+0.799	15:46:55.803
8	51.152	+1.223	15:47:46.955
9	50.461	+0.532	15:48:37.416
10	50.012	+0.083	15:49:27.428
11	50.000	+0.071	15:50:17.428
12	49.994	+0.065	15:51:07.422
13	50.301	+0.372	15:51:57.723
14	49.994	+0.065	15:52:47.717
15	49.929		15:53:37.646
16	50.152	+0.223	15:54:27.798

Lap	Lap Tm	Diff	Time of Day
<b>(99) Philipp Bublitz</b>			
1	56.005	+5.470	15:41:46.008
2	51.627	+1.092	15:42:37.635
3	51.352	+0.817	15:43:28.987
4	51.064	+0.529	15:44:20.051
5	50.905	+0.370	15:45:10.956
6	50.861	+0.326	15:46:01.817
7	50.687	+0.152	15:46:52.504
8	50.803	+0.268	15:47:43.307
9	51.527	+0.992	15:48:34.834
10	51.058	+0.523	15:49:25.892
11	50.567	+0.032	15:50:16.459
12	50.594	+0.059	15:51:07.053
13	50.754	+0.219	15:51:57.807
14	50.535		15:52:48.342
15	50.708	+0.173	15:53:39.050
16	50.853	+0.318	15:54:29.903

Lap	Lap Tm	Diff	Time of Day
<b>(103) Jonas Rosenecker</b>			
1	55.204	+4.961	15:41:45.491
2	51.364	+1.121	15:42:36.855
3	51.209	+0.966	15:43:28.064
4	50.499	+0.256	15:44:18.563
5	50.587	+0.344	15:45:09.150
6	50.676	+0.433	15:45:59.826
7	50.243		15:46:50.069
8	50.316	+0.073	15:47:40.385
9	50.453	+0.210	15:48:30.838
10	50.819	+0.576	15:49:21.657

Lap	Lap Tm	Diff	Time of Day
11	51.129	+0.886	15:50:12.786
12	50.534	+0.291	15:51:03.320
13	50.520	+0.277	15:51:53.840
14	50.375	+0.132	15:52:44.215
15	51.073	+0.830	15:53:35.288
16	51.411	+1.168	15:54:26.699

Lap	Lap Tm	Diff	Time of Day
<b>(18) Finn Schnitzler</b>			
1	55.935	+5.642	15:41:47.479
2	52.906	+2.613	15:42:40.385
3	51.613	+1.320	15:43:31.998
4	51.154	+0.861	15:44:23.152
5	51.403	+1.110	15:45:14.555
6	50.662	+0.369	15:46:05.217
7	51.602	+1.309	15:46:56.819
8	51.668	+1.375	15:47:48.487
9	50.457	+0.164	15:48:38.944
10	50.293		15:49:29.237
11	50.459	+0.166	15:50:19.696
12	50.576	+0.283	15:51:10.272
13	50.492	+0.199	15:52:00.764
14	50.567	+0.274	15:52:51.331
15	50.706	+0.413	15:53:42.037
16	50.613	+0.320	15:54:32.650

Lap	Lap Tm	Diff	Time of Day
<b>(107) Cedric Erl</b>			
1	56.763	+6.290	15:41:47.404
2	52.201	+1.728	15:42:39.605
3	51.388	+0.915	15:43:30.993
4	51.206	+0.733	15:44:22.199
5	51.231	+0.758	15:45:13.430
6	51.391	+0.918	15:46:04.821
7	50.808	+0.335	15:46:55.629
8	51.311	+0.838	15:47:46.940
9	51.337	+0.864	15:48:38.277
10	50.627	+0.154	15:49:28.904
11	50.940	+0.467	15:50:19.844
12	50.622	+0.149	15:51:10.466
13	50.703	+0.230	15:52:01.169
14	50.473		15:52:51.642
15	50.566	+0.093	15:53:42.208
16	50.745	+0.272	15:54:32.953

Lap	Lap Tm	Diff	Time of Day
<b>(17) Max Ackermann</b>			
1	55.668	+4.901	15:41:47.334
2	53.052	+2.285	15:42:40.386
3	52.469	+1.702	15:43:32.855
4	51.068	+0.301	15:44:23.923
5	51.179	+0.412	15:45:15.102
6	51.001	+0.234	15:46:06.103
7	51.607	+0.840	15:46:57.710
8	51.309	+0.542	15:47:49.019
9	51.039	+0.272	15:48:40.058
10	51.246	+0.479	15:49:31.304
11	53.556	+2.789	15:50:24.860
12	50.815	+0.048	15:51:15.675
13	50.966	+0.199	15:52:06.641
14	51.015	+0.248	15:52:57.656
15	51.176	+0.409	15:53:48.832
16	50.767		15:54:39.599

Lap	Lap Tm	Diff	Time of Day
<b>(72) Tobias Burgstahler</b>			
1	55.780	+4.873	15:41:46.531
2	52.473	+1.566	15:42:39.004
3	51.883	+0.976	15:43:30.887
4	52.199	+1.292	15:44:23.086

Lap	Lap Tm	Diff	Time of Day
5	51.822	+0.915	15:45:14.908
6	51.044	+0.137	15:46:05.952
7	52.331	+1.424	15:46:58.283
8	51.743	+0.836	15:47:50.026
9	51.379	+0.472	15:48:41.405
10	51.057	+0.150	15:49:32.462
11	52.346	+1.439	15:50:24.808
12	51.268	+0.361	15:51:16.076
13	50.907		15:52:06.983
14	51.002	+0.095	15:52:57.985
15	51.030	+0.123	15:53:49.015
16	51.075	+0.168	15:54:40.090

Lap	Lap Tm	Diff	Time of Day
<b>(125) Teresa Schade</b>			
1	56.925	+6.509	15:41:48.115
2	52.916	+2.500	15:42:41.031
3	52.083	+1.667	15:43:33.114
4	51.132	+0.716	15:44:24.246
5	51.123	+0.707	15:45:15.369
6	50.954	+0.538	15:46:06.323
7	51.801	+1.385	15:46:58.124
8	51.978	+1.562	15:47:50.102
9	51.189	+0.773	15:48:41.291
10	50.416		15:49:31.707
11	56.935	+6.519	15:50:28.642
12	51.097	+0.681	15:51:19.739
13	51.967	+1.551	15:52:11.706
14	51.008	+0.592	15:53:02.714
15	50.653	+0.237	15:53:53.367
16	50.859	+0.443	15:54:44.226

Lap	Lap Tm	Diff	Time of Day
<b>(12) Max Starke</b>			
1	55.641	+4.625	15:41:46.317
2	51.908	+0.892	15:42:38.225
3	51.188	+0.172	15:43:29.413
4	51.472	+0.456	15:44:20.885
5	52.297	+1.281	15:45:13.182
6	51.841	+0.825	15:46:05.023
7	51.606	+0.590	15:46:56.629
8	52.188	+1.172	15:47:48.817
9	51.343	+0.327	15:48:40.160
10	51.285	+0.269	15:49:31.445
11	56.987	+5.971	15:50:28.432
12	51.477	+0.461	15:51:19.909
13	51.733	+0.717	15:52:11.642
14	51.601	+0.585	15:53:03.243
15	51.208	+0.192	15:53:54.451
16	51.016		15:54:45.467

Lap	Lap Tm	Diff	Time of Day
<b>(81) Timo Eckstein</b>			
1	56.462	+4.925	15:41:47.752
2	53.854	+2.317	15:42:41.606
3	52.738	+1.201	15:43:34.344
4	52.241	+0.704	15:44:26.585
5	52.166	+0.629	15:45:18.751
6	51.908	+0.371	15:46:10.659
7	51.804	+0.267	15:47:02.463
8	51.845	+0.308	15:47:54.308
9	51.645	+0.108	15:48:45.953
10	51.537		15:49:37.490
11	53.273	+1.736	15:50:30.763
12	52.298	+0.761	15:51:23.061
13	51.667	+0.130	15:52:14.728
14	52.065	+0.528	15:53:06.793
15	52.315	+0.778	15:53:59.108
16	52.304	+0.767	15:54:51.412

# SAKC Wackersdorf

X30 Senior

Prokart Raceland 1,222 Km

Lauf 2 Rennen 9

17.05.2026 15:35

Race (16 Laps) started at 15:40:49

Lap	Lap Tm	Diff	Time of Day
<b>(105) Vincent Stiffel</b>			
1	57.178	+6.106	15:41:49.271
2	54.610	+3.538	15:42:43.881
3	52.810	+1.738	15:43:36.691
4	52.046	+0.974	15:44:28.737
5	51.790	+0.718	15:45:20.527
6	51.853	+0.781	15:46:12.380
7	51.654	+0.582	15:47:04.034
8	51.503	+0.431	15:47:55.537
9	51.522	+0.450	15:48:47.059
10	51.280	+0.208	15:49:38.339
11	52.584	+1.512	15:50:30.923
12	52.305	+1.233	15:51:23.228
13	51.680	+0.608	15:52:14.908
14	51.072		15:53:05.980
15	51.450	+0.378	15:53:57.430
16	51.413	+0.341	15:54:48.843

Lap	Lap Tm	Diff	Time of Day
<b>(97) Justin Märkl</b>			
1	57.559	+5.775	15:41:49.519
2	54.774	+2.990	15:42:44.293
3	52.921	+1.137	15:43:37.214
4	52.797	+1.013	15:44:30.011
5	52.221	+0.437	15:45:22.232
6	52.383	+0.599	15:46:14.615
7	51.784		15:47:06.399
8	52.030	+0.246	15:47:58.429
9	52.068	+0.284	15:48:50.497
10	52.571	+0.787	15:49:43.068
11	52.014	+0.230	15:50:35.082
12	52.445	+0.661	15:51:27.527
13	52.076	+0.292	15:52:19.603
14	52.241	+0.457	15:53:11.844
15	52.482	+0.698	15:54:04.326
16	52.763	+0.979	15:54:57.089

Lap	Lap Tm	Diff	Time of Day
<b>(19) Paul Kunkel</b>			
1	56.927	+5.121	15:41:49.161
2	54.569	+2.763	15:42:43.730
3	52.885	+1.079	15:43:36.615
4	52.828	+1.022	15:44:29.443
5	52.164	+0.358	15:45:21.607
6	52.207	+0.401	15:46:13.814
7	51.968	+0.162	15:47:05.782
8	52.072	+0.266	15:47:57.854
9	52.138	+0.332	15:48:49.992
10	52.147	+0.341	15:49:42.139
11	52.309	+0.503	15:50:34.448
12	52.024	+0.218	15:51:26.472
13	51.806		15:52:18.278
14	53.118	+1.312	15:53:11.396
15	53.089	+1.283	15:54:04.485
16	52.640	+0.834	15:54:57.125

Lap	Lap Tm	Diff	Time of Day
<b>(20) Elin Ackermann</b>			
1	54.041	+3.290	15:41:49.752
2	53.738	+2.987	15:42:43.490
3	52.635	+1.884	15:43:36.125
4	1:05.803	+15.052	15:44:41.928
5	52.179	+1.428	15:45:34.107
6	51.551	+0.800	15:46:25.658
7	51.141	+0.390	15:47:16.799
8	51.249	+0.498	15:48:08.048
9	50.788	+0.037	15:48:58.836
10	50.786	+0.035	15:49:49.622

Lap	Lap Tm	Diff	Time of Day
11	50.988	+0.237	15:50:40.610
12	50.751		15:51:31.361
13	50.955	+0.204	15:52:22.316
14	50.842	+0.091	15:53:13.158
15	51.744	+0.993	15:54:04.902
16	52.419	+1.668	15:54:57.321

Lap	Lap Tm	Diff	Time of Day
<b>(91) Thorvid Saß</b>			
1	56.687	+5.223	15:41:48.183
2	55.339	+3.875	15:42:43.522
3	53.979	+2.515	15:43:37.501
4	52.900	+1.436	15:44:30.401
5	52.408	+0.944	15:45:22.809
6	52.150	+0.686	15:46:14.959
7	51.865	+0.401	15:47:06.824
8	51.860	+0.396	15:47:58.684
9	51.926	+0.462	15:48:50.610
10	52.523	+1.059	15:49:43.133
11	52.320	+0.856	15:50:35.453
12	51.464		15:51:26.917
13	51.554	+0.090	15:52:18.471
14	52.724	+1.260	15:53:11.195
15	51.935	+0.471	15:54:03.130
16	52.002	+0.538	15:54:55.132

Lap	Lap Tm	Diff	Time of Day
<b>(89) Mariella Poschinger</b>			
1	56.616	+6.155	15:41:48.739
2	1:10.404	+19.943	15:42:59.143
3	53.356	+2.895	15:43:52.499
4	51.581	+1.120	15:44:44.080
5	51.344	+0.883	15:45:35.424
6	51.291	+0.830	15:46:26.715
7	50.815	+0.354	15:47:17.530
8	50.848	+0.387	15:48:08.378
9	51.286	+0.825	15:48:59.664
10	50.461		15:49:50.125
11	50.898	+0.437	15:50:41.023
12	50.894	+0.433	15:51:31.917
13	50.671	+0.210	15:52:22.588
14	50.955	+0.494	15:53:13.543
15	51.087	+0.626	15:54:04.630
16	51.822	+1.361	15:54:56.452

Lap	Lap Tm	Diff	Time of Day
<b>(87) Selina Steinbeck</b>			
1	56.695	+3.997	15:41:48.420
2	54.897	+2.199	15:42:43.317
3	52.698		15:43:36.015

# SAKC Wackersdorf

# Lapchart

**X30 Senior**

**Prokart Raceland 1,222 Km**

**Lauf 2 Rennen 9**

**17.05.2026 15:35**

**Race (16 Laps) started at 15:40:49**

Competitors	Laps																
	0	1	2	3	4	5	6	7	8	9	10	11	12	13	14	15	16
Emilio Marcus Bernd (55)	1	55	55	55	55	55	55	55	55	55	55	55	55	55	55	55	55
Jan Schwarzer (101)	2	101	101	24	24	24	24	24	24	24	24	24	24	24	24	24	24
Daniel Brozovic (24)	3	24	24	101	31	31	31	31	8	8	8	8	8	8	8	8	8
Moritz Wolber (31)	4	31	31	31	101	101	101	101	8	31	31	31	31	31	31	31	31
Leon Lambrecht (93)	5	93	93	93	93	93	8	8	101	101	101	101	101	101	101	101	101
Fabian Burgstahler (67)	6	67	14	14	8	8	93	93	93	93	93	93	93	93	93	93	93
Nikola Trajkovski (14)	7	14	67	8	14	14	14	14	14	14	14	14	14	14	67	67	67
Maro Pfeifer (33)	8	33	8	67	67	67	67	67	67	67	67	67	67	14	14	14	14
Emil Drelok (40)	9	40	40	40	33	33	33	33	33	33	33	33	33	33	33	33	33
Philipp Bublitz (99)	10	99	33	33	40	40	40	40	40	40	40	40	40	40	40	103	40
Philipp Leising (16)	11	16	103	103	103	103	103	103	103	103	103	103	103	103	103	40	103
Jonas Rosenecker (103)	12	103	99	99	99	99	99	99	99	99	13	16	16	16	16	16	16
Joelina Denzel (8)	13	8	12	12	12	12	13	13	13	13	99	13	13	13	13	13	13
Cedric Erl (107)	14	107	72	13	13	13	16	16	16	16	16	99	99	99	5	5	5
Max Starke (12)	15	12	13	72	16	16	12	107	107	107	5	5	5	5	99	99	99
Tobias Burgstahler (72)	16	72	16	16	72	107	107	12	5	5	107	107	18	18	18	18	18
Gregory Koblitschek (13)	17	13	17	107	107	72	5	5	12	18	18	18	107	107	107	107	107
Teresa Schade (125)	18	125	107	18	18	18	18	18	18	12	17	17	17	17	17	17	17
Timo Eckstein (81)	19	81	18	17	5	5	72	72	17	17	12	12	17	72	72	72	72
Thorvid Saß (91)	20	91	81	125	17	17	17	17	125	72	125	125	12	125	12	125	125
Finn Schnitzler (18)	21	18	125	5	125	125	125	125	72	125	72	72	125	12	125	12	12
Max Ackermann (17)	22	17	91	81	81	81	81	81	81	81	81	81	81	81	81	105	105
Selina Steinbeck (87)	23	87	87	87	87	105	105	105	105	105	105	105	105	105	105	81	81
Justin Märkl (97)	24	97	5	20	20	19	19	19	19	19	19	19	19	19	91	91	91
Vincent Stiffel (105)	25	105	89	91	19	97	97	97	97	97	97	97	97	91	91	19	97
Mariella Poschinger (89)	26	89	19	19	105	91	91	91	91	91	91	91	91	97	97	97	19
Paul Locher (5)	27	5	105	105	97	20	20	20	20	20	20	20	20	20	20	89	19
Paul Kunkel (19)	28	19	97	97	91	89	89	89	89	89	89	89	89	89	89	20	20
Elin Ackermann (20)	29	20	20	89	89												

# SAKC Wackersdorf

## X30 Senior

## Prokart Raceland 1,222 Km

### Tageswertung

Pos	No.	Last Name	First Name	Sponsor	Wohnort	Total points	Diff	R1	R2
1	55	Bernd	Emilio	Marcus	DEU-Türkheim	50	0	25	25
2	24	Brozovic	Daniel		DEU-Waiblingen	40	10	20	20
3	101	Schwarzer	Jan		DEU-Regensburg	27	23	16	11
4	31	Wolber	Moritz		DEU-Freiburg	26	24	13	13
5	93	Lambrecht	Leon		DEU-Einbeck	21	29	11	10
6	67	Burgstahler	Fabian		DEU-Mössingen	19	31	10	9
7	14	Trajkovski	Nikola		DEU-Nürnberg	17	33	9	8
8	8	Denzel	Joelina		DEU-Ehingen	16	34	0	16
9	33	Pfeifer	Maro		DEU-Germersheir	15	35	8	7
10	40	Drelok	Emil		DEU-Großschirma	13	37	7	6
11	16	Leising	Philipp		DEU-Bruchmühlba	8	42	3	5
12	13	Koblitschek	Gregory		DEU-Mayen	8	42	4	4
13	99	Bublitz	Philipp		DEU-Neulußheim	7	43	5	2
14	107	Erl	Cedric		DEU-Waldsassen	6	44	6	0
15	5	Locher	Paul		DEU-Öpfingen	3	47	0	3
16	125	Schade	Teresa		DEU-Obernkircher	2	48	2	0
17	103	Rosenecker	Jonas		DEU-Leinfelden-Ec	2	48	1	1
18	17	Ackermann	Max		DEU-Emmingen-Li	0	50	0	0
19	20	Ackermann	Elin		DEU-Emmingen-Li	0	50	0	0
20	18	Schnitzler	Finn		DEU-Rheinbach	0	50	0	0
21	72	Burgstahler	Tobias		DEU-Mössingen	0	50	0	0
22	105	Stiffel	Vincent		DEU-Hofstetten	0	50	0	0
23	89	Poschinger	Mariella		DEU-Thyrnau	0	50	0	0
24	19	Kunkel	Paul		DEU-Eltville am Rf	0	50	0	0
25	12	Starke	Max		DEU-Griesheim	0	50	0	0
26	81	Eckstein	Timo		DEU-Lindenfels	0	50	0	0
27	87	Steinbeck	Selina		DEU-Groß-Zimmer	0	50	0	0
28	97	Märkl	Justin		DEU-Weyarn	0	50	0	0
29	91	Saß	Thorvid		DEU-Tamm	0	50	0	0